



ATransC.org Website Preservation Project



Book 4: ITC and Research

Tom Butler and Lisa Butler
Directors

Founded in 1982 by Sarah Estep

Why Preservation



Civilization began with the ability of citizens to reserve community understanding and to convey that understanding to the next generation. The needs of the paranormalist community are no different. Unless we are able to convey what we have learned to the next generation, we are doomed to the fate of religions rather than the progression of science.

While we are not saying the future needs what we have learned via the Association TransCommunication and its members. We are saying that we have an obligation to the future to at least make lessons learned available.

These five books represent a digest of what we feel will be most useful to the future. When we grow too old to continue, the Association will go away, along with the website. Until then, use the website. After then, we offer these books.

ATransC.org Website Preservation Project

Book 4: ITC and Research

Compiled by
Tom Butler

With enabling support from Lisa Butler
We are Association TransCommunication Directors

First Edition, 2021

Websites
ATransC.org

ISBN: 9798594144484

Cover design by Tom and Lisa Butler
Logo: Sharing – composite from pixabay.com/images/search/user:geralt/

Published by AA-EVP Publishing, ATransC.org

Editing Note: *Website pages have not been proofread. While some cleanup was done while compiling this book, errors do remain. We are always happy to receive error correction input.*

Use License

© 2021 Tom and Alisa Butler

This book is intended to be used as an educational source. We reserve our rights under the copyright laws of the United States. Unless the Creative Commons rules noted below are followed, no part of this book may be used or reproduced in any manner whatsoever, including Internet usage, without written permission, except in the case of brief quotations embodied in critical articles and reviews.



However, we offer limited use of this work under the Creative Commons Attribution-Noncommercial-Share Alike 3.0 Unported License. © 2020 by Tom and Lisa Butler.

See creativecommons.org/licenses/by-nc-sa/3.0/

With the Exception of material specifically marked with ©, you may:

Share: Copy and redistribute the material in any medium or format.

Adapt: Remix, transform and build upon the material with proper attribution.

Under no conditions, may the entire book, sections or chapters be reproduced without written permission.

About ATransC Preservation Books

Ownership of the material and prior permission to use

The original authors of material on ATranC.org retain copyright authority. Including work produced by the Butlers and Sarah Estep, the authors have given permission to the Association for public outreach under the AA-EVP or ATransC banner. **Authors retain ownership.**

In the event an author of material included in the Preservation Project wishes to withdraw permission for its use by the Association, that material can be removed up to the time the Directors are still able to edit the books. After that, provisions will need to be made with the new owners.

This book is part of a set containing the Association TransCommunication website pages. The set has been compiled to preserve contents to help assure that future paranormalists will have access to the material.

The website includes study and research reports, examples of ITC, techniques for collecting ITC, Best Practices and personal stories about ITC-related reunions. Most of the articles were first published in the *ATransC NewsJournal*.

The 129 quarterly newsletters published by the Association are in the NewsJournal Online Archive at atransc.org/category/archive/. We are still trying to find a way to preserve them. If these books work out, we may publish them as a different set of books. The combined newsletters produce a 1500, 8.5" x 11" page PDF file of 44,519 KB. That would be at least four books if we converted them to fixed format PDF books of a manageable size of, say, 400 pages.

Change of State

Lisa and I tried a number of times to attract people who could help us manage the Association and perhaps take it over in the future. Every effort failed. Part of the problem has probably been our personalities. While we want to serve, we are not social by nature. We depended on the rewards that come from a well-run organization as motivation for people to help. That was not enough.



We are also sticklers for rational, evidence-based treatment of the phenomena. In that regard, our studies have shown that, what has become the dominant techniques for recording EVP probably does not actually produce EVP. That has put us at odds with the majority of people interested in ITC.

In the end, the work involved to produce the newsletter, member support and website maintenance has not been balanced by the occasional *"thank you"* or *"you helped me"* comment from members. With increasing grief from members about technique, and in view of our Pledge to truthfully report about the phenomena, we changed from a member supported organization to a publicly supported one in 2014.

The NewsJournal was replaced by the ATransC Occasional Update Email. We still support the Idea Exchange and our public outreach continues. This ATransC Website Preservation Project is part of that outreach.

As it is today, when we die, the Association will die with us. Our intention is that Sarah Estep's legacy will continue in the form of easily accessed information that has been previously provided by the Association.

Archive Requirements

Here are the requirements we set for preserving ATransC material:

The material must be easily accessible to everyone.

Ideally, it would be online. However, even if we paid the server company several years in advance, there is a constant stream of maintenance items that need to be taken care of. And then there are

the occasional hacks—the next thing you know, there are nude pictures on the site.

The material must be reasonable inexpensive to access.

We use the [Commons Attribution-Noncommercial-Share Alike 3.0 Unported License](https://creativecommons.org/licenses/by-nc-sa/3.0/) (creativecommons.org/licenses/by-nc-sa/3.0/) for the material we control. We use what little income the books produce for operations and outreach. An archive book would be priced as low as Amazon allows.

The material must be stable.

It is important to us that the material on the website is not corrupted with the introduction of newer material. At this time in our community, it is a virtual certainty that we would disagree with any new material added by people who use radio-sweep, think EVP are caused via wormholes or that they are a radiofrequency phenomenon.

The name and material must not be resurrected.

A trend today is to use a famous person's name for the name of a group. Predictably, the result is confusion by future historians about what is that famous person's work and what is contemporary.

The archive should not cost the person or organization that agrees to keep the material.

People have their own work to do and interests to pursue. While they may agree to keep the material, it seems clear now that it must not cost them to do so. Ideally, there will be a revenue flow, albeit minor, that will benefit the person organization.

The guiding objective is public outreach.

In our opinion, parapsychologists have failed to communicate what they might know to the public. [I answer Quora](https://www.quora.com/profile/Tom-Butler-79) (quora.com/profile/Tom-Butler-79) questions, often about parapsychological issues. I have yet to encounter a parapsychologist also answering questions. There is an Academic-Layperson Partition which is exaggerated by parapsychologists failure to communicate in a Plain English manner. The ATransC material helps to balance that dearth of information.

Solution (we hope)

Other than a dedicated website, Amazon is perhaps the most important means of public outreach available to the average citizen. We use Microsoft

Word for composing. With a little careful editing, conversion of MS Word to Print-On-Demand (POD) ready text is a relatively easy process. The same can be said for MS Word-to-eBook format.

Amazon does not require a catalog fee, as does Lightning Source and IngramSpark. Lulu also does not require a catalog fee and they accept fixed-format books which is best for the NewsJournal.

All of ATransC.org pages except those under the FAQ, Links and Resource Tabs have been converted to MS Word text files and will be published in Amazon in the paperback POD and eBook formats at the minimum cost to readers.

The website will be maintained, we hope, for years to come. While we think the book format will be convenient for readers, the reason we are publishing now is to protect the material against unseen accidents or health issues.

If useful, articles may be added. For instance, we continue the ET Visual ITC Study at et-visual-itc-study.atransc.org/. If we receive a sufficient number of responses from readers, we may be able to produce a useful report. The Preservation Project books will be updated accordingly as new Editions.

Material under ten menu tabs is being preserved. That means content of some categories will be combined in each book to reach our target of around 200 pages per book.

All proceeds from sales of the books are used for maintenance, public outreach, and where possible, research. This is true of the book written by Tom, as well. Our intention is to transfer ownership of all of ATransC and our intellectual property and other ATransC assets to a similar nonprofit as part of our will.

Again, The ATransC books have been published to assure the material's availability after we transition. Not knowing when that will be, it is prudent for us to publish the material now.

While buying the books supports the ATransC mission, you need not buy them to access the material until after the website is closed.

ATransC.org Website Preservation Project
Category: ITC

ITC Index

[Babcock's Photographic ITC](#)

[Bill Weber ITC](#)

[Butler ITC Gallery_1](#)

[Butler ITC Gallery_2](#)

[Butler ITC Gallery_3](#)

[Carol Barron-Karajohn-EVP](#)

[Diana and Alan Bennett ITC-1](#)

[Diana and Alan Bennett ITC-2](#)

[Diana and Alan Bennett ITC-Crystal Imaging](#)

[Debbie Caruso EVP](#)

[Downey Synthesized Speech EVP](#)

[EVP of Tom and Lisa Butler](#)

[Faces in Light Reflected from Crystals](#)

[Face on the Wall](#)

[Faces on Turned Off Television Screens](#)

[ITC Contacts with Animals?](#)

[Karen Mossey EVP](#)

[Konstantin Raudive Contact via a Secret Phrase](#)

[Linda Williamson EVP](#)

[Lisa and Tom Butler Nor-Cal EVP](#)

[Martha Copeland EVP](#)

[Our Introduction to Faces in Light Reflected from Water](#)

[Phyllis Delduque Visual ITC](#)

[Sarah Estep EVP](#)

[Telephone Call ITC](#)

Tina Laurent EVP
Category: Research

Babcock's Photographic ITC

By Tom and Lisa Butler

Previously published in the Fall, 2004 ATransC NewsJournal (Vol. 23, 4)



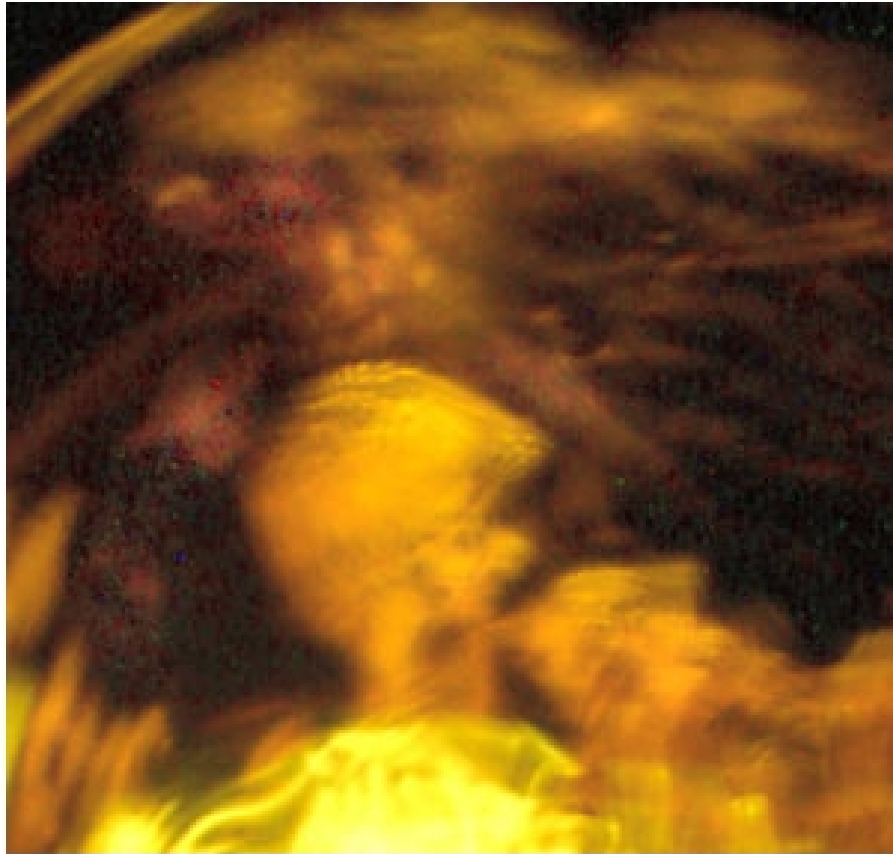
Earland's brown jug used for moving water ITC

Last quarter, we described how Arthur Soesman of the Netherlands was able to capture faces with a video camera and a bottle that is partially filled with water. He examines each frame of the video, seeking phenomenal features. In effect, he is substituting reflection from agitated water for the feedback noise used in Video ITC. The phenomenal features are often more distorted, probably because of the bottle, but they are impressive.

Erland Babcock has taken up Soesman's challenge, only he has substituted a digital camera for the video camera. You can see the brown jug Erland found in the accompanying picture. The results have been impressive and continue to improve with each experiment. He told us he is submitting some of his work to an art contest.



We have included a good example to the left. You can see an arch of reflected light that is not part of the phenomenal images. The arc is rising from the bottom of the picture and more to your left of center. A round-faced man's chin is just touching the top of the arc. The dark area above that is the man's mouth and above that are two dark areas, which are his eyes, look at your right ear.



Just to the right of center is a man looking to your left. There is a bright line in the shape of an arc opening to the top of the page above his nose. This is not part of the feature. Just above that arc are his brow line and a well-defined left eye. You should be able to make out the man's mouth, left cheekbone and hairline/temple.

Below is a recent experiment, in which we see what looks like an old, tall man in the background with long hair blowing in the wind to your right. His right ear sticks out from his hair more like a mule's ear. He is looking toward you but down at the girl. Directly under his chin is a translucent dome hat, in which you can see the head and hair of a little girl facing your right. Hair on the left side of her head is blowing past her left cheek. It looks like her bare shoulders are pulled up, as if hunching down against the wind that is at her back.

Just in front of her is possibly a boy wearing the same type of hat. His chin is sloped into his neck and you can see his open mouth just under his nose that is facing up. He may have a dog in front of him looking at the boy.

Bill Weber ITC

by ©Bill Weber - All Rights Reserved

Member Bill Weber has provided us with some very good EVP voice samples. In the first one, you can hear an entity say ***“I live in Spirit.”***



(c)bill_weber2000-I_live_in_spirit.mp3

Listen at: atransc.org/wp-content/uploads/2016/09/cweber2000_i_live_in_spirit.mp3

The second is **“Egypt Air.”** This file has been slightly filtered to reduce background noise.



(c)Bill_weber2000_egypt_air.mp3

Listen at: atransc.org/wp-content/uploads/2016/09/cweber2000_egypt_air.mp3

Butler ITC Gallery 1

Tom and Lisa Butler, 2002

Pictures from the Summer 2002 AA-EVP Newsletter

Also see [Butler ITC Gallery 1](#) ([This book](#)), [Butler Gallery 2](#) ([this book](#)), [Butler ITC Gallery 3](#) ([This book](#)),
[Perception of Visual ITC Images](#) (atransc.org/visual-perception-study) (Book 2) and [Video-Loop, Visual ITC Recording Technique](#) (atransc.org/video-loop-visual-itc-recording-technique) (Book 5)

About the Butler Video ITC technique

We have captured the following images using the Klaus Schreiber method for video Instrumental TransCommunication (ITC). We use a Canon 8mm ES2000 analog camcorder that is (most often) set about six inches from a Sony KV20TS32, 20-inch Trinitron color TV. The camera was usually focused well past the screen surface and the composite video out of the camera was connected to the video input of the TV so that the camera was “seeing” its output on the television screen in a video loop. The camera was (usually) zoomed so that about five inches of the screen was revealed to the camera. The television was not connected to cable or antenna and was switched to VIDEO IN. A taping session was typically 30 seconds.


The resulting video clip was loaded into a personal computer and Pinnacle Systems Studio DC10 Plus was used for capture and review. The video was examined frame by frame and interesting frames were “grabbed” as individual pictures. Because the camera was focused on an area of the screen that had considerable optical texture, the resulting frames tended to be dark. The video was also strobing from light too dark. While this seems to have provided ITC, it has also frustrated attempts to display the images with the usual methods of printing newsletters using black and white, laser type 600 dpi printers. Unless otherwise noted, the frames were further processed using an early version of Adobe PhotoDeluxe Business Edition. Even as pictures on the computer screen, these images are often difficult to make out as anything more than optical noise, so we ask that you look very closely at any pattern you might first notice in the image. The offered text will help explain what you are looking for.

Except for a possible few exceptions, we do not know who or what these people shown here are. It is clear that people of many time periods, and possible worlds, are represented. We know how we collected these

images, but we do not know how they are formed in the video or why. Perhaps the most we can gather from these images is that there is a phenomenon, the phenomenon is indicative of an intelligent manipulation of video noise and the represented entities exist outside of our known reality. We take from this a certain sense of friendliness and assurance that there is more to reality than meets the eye. From this, we think we have reason to believe that there will come a time in which we will also be finding a way to imprint our likeness on a video system. We think that when we do, it will be to tell the person in the flesh that we survive and that we are part of a larger reality.

We have developed something of a specialized vocabulary to describe these images:

- **Frame** = One frame of a video clip. There are some 15 frames per second in the video clips we generate with our camera.
- **Image** = A portion of a frame.
- **Feature** = A recognizable cluster of noise such as a face that is found in a frame and that is displayed in a frame or an image.
- **Major Feature** = A feature that dominates a frame. These are often suggestive of human or other forms but are not usually well defined.
- **Inserted Feature (Insert)** = A feature that is better defined than other features in the frame. These often look like human or other recognizable forms.
- **Holographic Feature (fractal)** = A feature that is suggestive of human or other forms but that is not as well defined as an insert and that is accompanied by numerous other face fractals.



This is an example of a frame that has a major feature with an inserted feature and numerous fractal images. The insert-like feature of Image 4

(below) has been outlined in Image 3 has.




Using editing software that came with Erland Babcock's Toshiba PDR-M70 digital camera, the insert feature outlined in Image 3 was clipped and enhanced. You can see that the color has changed considerably; however, as things often are with EVP and ITC, the resulting color shift appears to provide a likely rendition for the man. You should be able to see a man from the chest up, wearing a black hat and a full beard.

There are two points that we would like you to note in this and other examples shown on this page: hats are a common feature; the detail of the hat's curves; and, that the inserted image does, indeed look like an inserted image with much greater detail than the surrounding video noise.



This feature appears to be a standing man wearing light-colored pants and a black blazer. He has a handlebar mustache and apparently short-cut or slicked-back hair. You can see that he is holding something in his right hand. It is hard to see in this version of the image (different photo editing software tends to highlight different features of these images), but the man has his left hand near his throat as if he has something slung over his shoulder. The picture at the right is of the famous medium Douglas Home. We believe this ITC example may be Douglas Home; however, there is of course, no way of being certain and we do not make the claim here.

If you look just under the white beard of the man in Image 4 above, you will see a pink to orange field of color. You cannot see it in Image 1, but if you turn Image 1 90 degrees to the left and focus on that pink/orange field of color, you will see that the man in Image 2 is just under the white beard of Image 4. You are welcome to download Image 1 and see for yourself. This is another example of how video ITC can show up by rotating an original frame. This may compare with the fact that some EVP are found by listening to a sound track in the reverse.





The frame to the far left is the original of this series. The second frame is the first but enhanced to better show the detail. If you look closely, you will see a major feature that looks a little like the left side of a man's face. The nose would be just to the right of the red dot, which is the reflection of the "Record" light of the video camera. However, we do not claim that this is a very convincing image. What we want to show you is what you see when the frame is rotated 180 degrees. This is shown in the third image of this series.



The lower lob of the "chin" in the above frames is cropped and enhanced to the left. You will see a bald head, two large eyes and an apparently determined look on a face--human or otherwise.

This brings us to another rather interesting aspect of the ITC images we are collecting. As is shown below in Image 7 (below), we are collecting a

large number of faces that seem to belong to extraterrestrials. You must be the judge of this.



Look closely. This looks like an extraterrestrial who is standing in front of a round window. Again, this image has been enhanced to make it clear. The original frame was nearly all black.



Of course, we do not know who or what this image represents. However, if you are familiar with the Irish legion of Little people and the popular New Age concepts of nature spirits, you will see that this man is very reminiscent of an elf. We see a little man mostly cloaked by green foliage. he seems to have something of a beard and mustache and is definitely wearing a domed hat with a dark brown band. We collected several such images in this ITC session conducted just before Saint Patrick's Day. The image below was also in this session.

This is another *Elfish* feature. We will not further address the question of the Little People here, but we would like to point out a most fascinating aspect of the features we are collecting. The feature at the left appears to be that of a man who is looking to your right. He is wearing a tall hat and has a rather elongated chin. You can see his right eye rather well and most of his left. Focus your eyes until you can see this.



Now refocus your eyes so that you can see a man looking straight at you. Most of his face is illuminated by the spot of light at the center of the image. He is wearing the same hat. The left eye of this second man is the same as the right eye of the first.

Now take a good look at the man's (men's) hat. Do you see the face feature there?


This is typical of the way face features are appearing in our ITC sessions. This is an example of an inserted feature being composed of numerous holographic or fractal features. As is shown below, we are

finding face features in just about every possible arrangement of optical noise.



This feature was found by rotating a frame to the left 90 degrees and represents only three or four percent of the original frame. It appears to us to be a person, possibly a woman, wearing a breastplate and some kind of headdress. Obviously, we cannot know for certain, but we tend to think of this person as a shaman or one of the “Little People.”


If you look closely at the light area that defines the left side of the headdress, and elsewhere in the image, you can see the suggestion of holographic features.



Here are two examples of holographic feature. You should be able to see at least four faces in the first image. The features are not well developed but they are obviously features that look like faces. The frame has been rotated 90 degrees to the left. It is common for us to find bands of light and dark


video noise which is a product of the video feedback loop. It is also common for us to find rows of faces in these bands of lighter noise.

The second image shows two faces that look as if they can be twins. Sometimes, we will find a row of faces that all look alike and sometimes they will be different from one another. The problem with the second image is that it could, indeed, be twins and not a holographic feature at all.



As we said earlier, we are collecting quite a number of people wearing hats. As with this feature, most are not particularly clear. This is offered here as a typical example. You should see a person (probably a man) looking just to your left. He has a black hat.





This is a sample collection of some of the faces we are collecting. The face in the second image has several holographic features, as well. It is interesting to note that the fifth face (across) seems very familiar to us. Please contact us if you think you recognize anyone in these examples.

Butler ITC Gallery 2

Tom and Lisa Butler, 2002

Pictures from the Summer 2002 AA-EVP Newsletter

Also see [Butler ITC Gallery 1](#) ([This book](#)), [Butler Gallery 2](#) ([this book](#)), [Butler ITC Gallery 3](#), ([This book](#))

[Perception of Visual ITC Images](#) (atransc.org/visual-perception-study) (Book 2) and [Video-Loop, Visual ITC Recording Technique](#) (atransc.org/video-loop-visual-itc-recording-technique) (Book 5)

We have continued to receive interesting results from both our ITC and EVP experiments in the past three months. We were preparing to do a presentation at the International Spiritualist Federation Congress in Toronto, Canada and asked to receive some EVP messages that would be of interest to this group and that would be clear and loud enough to play for the members. Immediately after we said this, a loud Class A voice said, "*Spirit is helping.*" We asked what our friends thought about mediums and they replied loudly, "*Hear us through them.*" We asked them what they thought about the Spiritualist belief in life after death. Again, they came through loud and clear with the message "*In the end has tendency to help you.*" We laughed at this message, but they certainly made their point. Our friends on the other side never fail to be there to help us, and when we ask for EVP messages for presentations, they have always come through.

Other EVP messages have been very interesting. On one experiment we asked if a channel to them was open. A voice came back saying, "*Test, open the channel.*" Another loud message that did not make sense came immediately after. We reversed it and it said, "*This is now coded.*" Other messages have told us that we, "*Now have the computers.*"

We have of course asked who is sending and helping us with the ITC pictures. Various names and transmitting stations have been noted. We would like to get more verification before mentioning these. However, one message said they were transmitting through the "*Anderson Switch,*" a station that we have not heard referred to by other researchers.

Some of the interesting things that we have found in regard to the ITC pictures are that there are EVP on the audio track of the video. We had read not to bother with listening to these audio tracks, as there was never any EVP on them. This is not the case, but so far these have not come in as clearly as through an EVP experiment with our usual equipment. Two such

messages, on the audio track of the video, mentioned dates. These dates had passed by the time we decided to see if there was EVP on the video.


We have set the video camera at various distances from the TV screen. We have defocused the camera past and in front of the TV screen. We have set up inches from the screen and several feet away. In every experiment ITC features have come through.

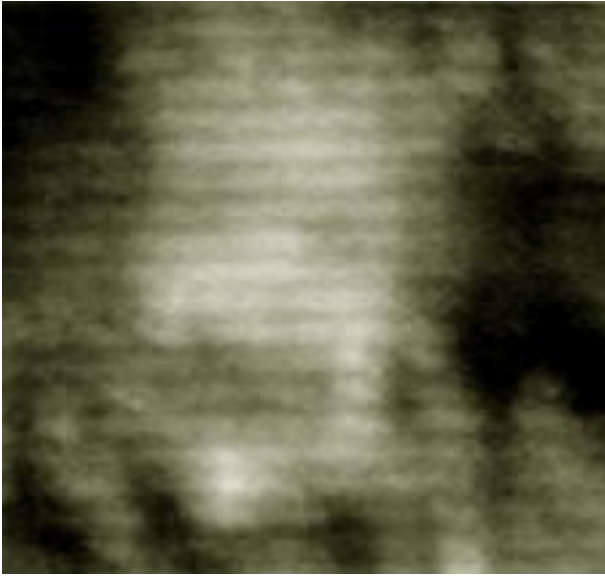
Our transpartners were providing help to meet criticisms before we even knew that they would come. We are finding the features at all four rotations of the video frames. In other words, we rotate a frame 90, 180 or 270 degrees and find faces. We have faced the criticism that we are doing nothing more than picking up TV transmissions even though the TV is not hooked up to an antenna or cable. We do not believe that TV transmissions are sent sideways or upside down.

It seems like they do things in series. One experiment resulted in many images of people and their pets. For instance, a woman sitting with her dog and another of a man who is proudly holding his dog in his arms. Other experiments seem to have a series of frames with certain nationalities of peoples. One feature that we were very excited about was of a lady sitting at a table. A perfect long-stemmed rose is on the table.

The bridge is getting stronger. We know this from the results that we are getting and we feel blessed with the results we have gotten in a mere seven months.

The pictures in order: man's head, woman's face, Einstein (?), young woman's face, clown, man in armor and man holding dog.





Butler ITC Gallery 3

Tom and Lisa Butler, 2003

Pictures from the Summer 2003 AA-EVP Newsletter

Also see [Butler ITC Gallery 1](#) ([This book](#)), [Butler Gallery 2](#) ([this book](#)), [Butler ITC Gallery 3](#), ([This book](#))

[Perception of Visual ITC Images](#) (atransc.org/visual-perception-study) (Book 2) and [Video-Loop, Visual ITC Recording Technique](#) (atransc.org/video-loop-visual-itc-recording-technique) (Book 5)

Collecting photographic quality Video ITC features is turning out to be an elusive goal. We do not know if the techniques we are using will ever provide such quality, but we are certain that we can improve on the quality of what has been collected. It is also clear that our transpartners are also seeking to improve the images. In the following set of features, you will see that there is evidence of movement in consecutive frames and the possibility of larger scenes and groups of people.

These examples have been collected with the camera standing about three feet from the television screen. In some instances, the camera is also placed at about a forty-degree angle from the centerline of the screen. The resulting features tend to be larger but they also tend to be less sharp in focus and contrast. The result is more a suggestion of something recognizable than a clear-cut image. If you take time to carefully examine the examples, you will see that these represent an important evolution in our work.




A face in the upper-right corner, looking down



A man with mustache and possibly muttonchops. He is facing to your left.




Woman from just below her knees, up. She is facing, possibly walking, to the right. We believe you can see her arms holding a basket or gourd. She is wearing some kind of a hat. It also appears that there are trees and blue sky behind her.



Calf. As with the dog, the area of bright white is the forehead and the nose is below the white area. You can make out a little of the animal's back in the lower-right area.



Apparently, a man (profile) whose head is in the middle-left portion of the frame. He appears to be looking to your right. It seems that he has something in his left hand. The area of dark extending to the right, just under the head, may be the person's right shoulder and arm.



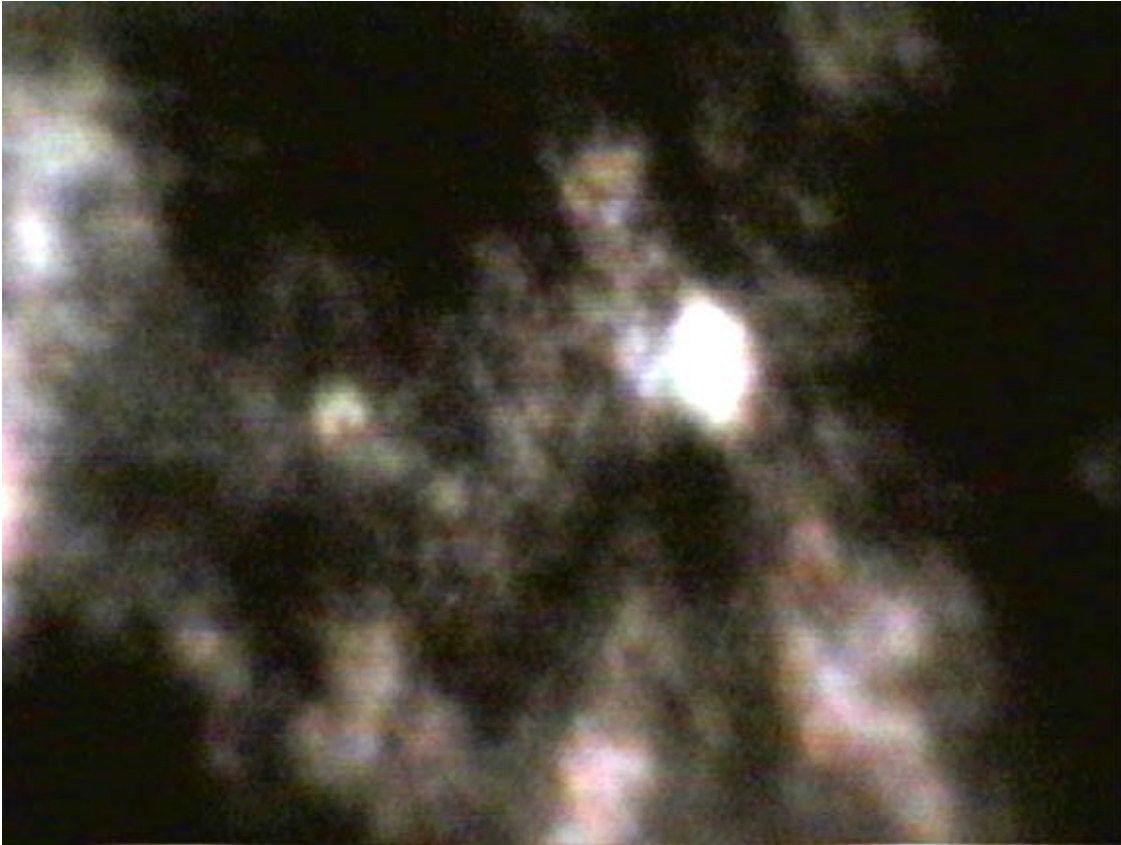
Dog. Look at the spot of bright white. That is the dog's forehead. Follow the area of gray to the right and down to find the dog's nose.



This dog showed up on consecutive video frames. In this one, the dog is facing you. It has upright ears. Some of the body may be showing.



Now the dog is closer to you. All you can see is from the nose up.



This appears to be a group of people. Only the man in the center (facing to your left) is evidently a person. The others are little more than a hint that something might be there. But collectively, the frame suggests that this is a group of people. For instance, there is a rather well-formed man at the bottom and to the left of center.

Carol Barron-Karajohn-EVP

©Carol Barron-Karajohn – All Rights Reserved

Carol Barron-Karajohn, wrote “This is my favorite Class ‘A’ EVP Message, largely because I knew the fellow who had just crossed over and it sounds just like him! I have an audio cassette of his voice while living and it’s the same voice.” The enthusiastic voice states ***“I’m Alive!”***



cKarajohn2000_im_alive.mp3

Listen at: atransc.org/wp-content/uploads/2016/09/cKarajohn2000_im_alive.mp3

This one of Carol’s can be heard to say, ***“Hello Mother.”***



ckarajohn2000_hello_mother.mp3

Listen at: atransc.org/wp-content/uploads/2016/09/ckarajohn2000_hello_mother.mp3

Diana and Alan Bennett ITC-1

by Diana and Alan Bennett

Also, see

[Diana and Alan Bennett- ITC1 \(This book\)](#), [Diana and Alan Bennett – ITC 2 \(This book\)](#) and [Diana and Alan Bennett ITC-Crystal Imaging \(This book\)](#)

Extracted from Winter 2002 *The Spiritual Scientist Bulletin*

©Diana and Alan Bennett – All Rights Reserved



Diana and Alan speaking at the [2006 ATransC Conference](http://atransc.org/2006-aaevp-conference). (atransc.org/2006-aaevp-conference)
(Book 5)

Most of our members know about the Scole Experiments. The four members of the Scole Experimental Group (Sandra and Robin Foy and Diana and Alan Bennett) sat over a period of four years. The Spirit Team at Scole was prolific, using a new spirit-world technology that did not require the use of ectoplasm for the production of physical phenomena. Phenomena included solid spirit beings and fifty small objects received as apports. People, such as psychic researchers from the SPR, witnessed physical phenomena including pictures, handwriting, symbols and messages that appeared on factory-sealed unopened photographic film.

The phenomenal success of the group and their Spirit Team resulted in the book, *The Scole Experiment*, by Grant and Jane Solomon and 32 issues of *The Spiritual Scientist Bulletin*, a quarterly magazine, which was temporarily retired with the Winter 2002 issue.

With the sadness of seeing the last publication of the *Bulletin* also came excitement. The Scole mediums Diana and Alan Bennett have been exploring their own particular interests in psychic phenomena and healing. They felt that they owed so much to those in the higher realms and knew in

their hearts that they would continue to experiment in one way or another. Alan wrote, "I have always seen in my mind's eye, a phoenix rising from the ashes with renewed vigor to live through another cycle. Diana has always had that wonderful gift of 'far sight' and receiving guidance in her dreams, so it was no surprise when she told me that she had 'seen' the two of us working together again. She was told how we should take the first step in the form of a shared experience. We followed her vision of a simple experiment using a crystal, where the two of us linked together mentally and shared a journey of exploration.

"This experience was incredible, as we were both shown such wonders and places. We were guided by a sentient being through a wonderful 'magical mystery tour' where we met another being whom we conversed with. Through several other forms of communication, we were shown how to set up an experiment that would, they explained, enable us to glimpse into other worlds (dimensions). We found that it was necessary to continue to follow our intuition, and to be 'guided' by them, if we were to achieve satisfactory results. It has required total dedication and perseverance as well as an open but still discerning mind.

"Before I continue, I would like to mention one very important factor, and that is that old chestnut 'total darkness.' We were 'guided' to do this new work in full light. After so much criticism in the past regarding physical phenomena obtained in total darkness, we decided that we would only continue to work as mediums in full light. This has proven not to be prohibitive in anyway whatsoever, as we have achieved very encouraging results.

"These experiments are primarily attempts to see into, and capture, visions of other dimensions of existence. To be more precise, these visions are more like frozen images or pictures, of different moments in time as we look into these dimensions."

Since that first experiment, the Bennetts have conducted many more experiments, progressing and building on what they have learned. Alan told us, "It seems that the possibilities are endless, as we modify and introduce other equipment into the experiments. The experiments are based on the idea that there are dimensions not only beyond our own but within them also. By using a combination of electronic and photographic equipment coupled to image enhancement computer software (for magnification purposes only), we have been fortunate enough to obtain fleeting glimpses

into these ‘other’ dimensions during our experimental sessions. The experiments also require focused visualization by the two of us to create a central focal point for the experiment.”

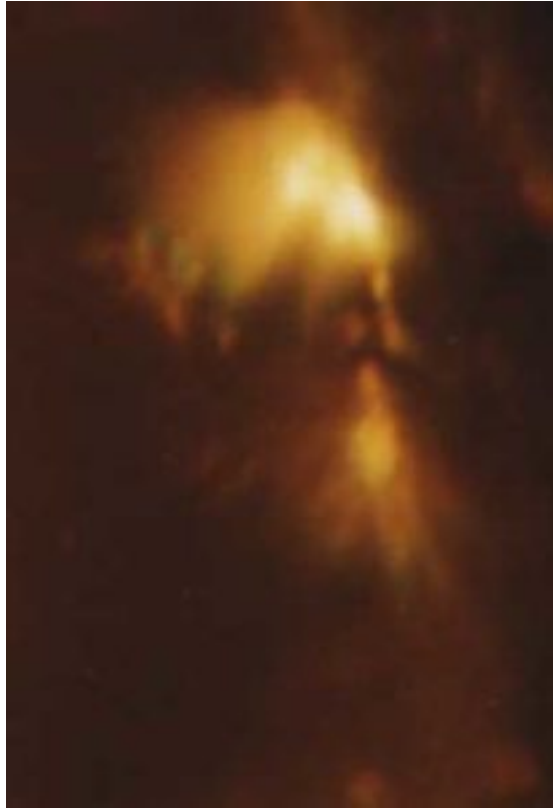
Diana writes, “The images pictured here were obtained with the use of an ordinary camera and a good lens (not digital). The process requires us to strategically place crystals, according to instructions given by spirit. (This varies with each experiment.) Light is focused over the crystal area, some through mirrors, colored filters and/or reflective surfaces. We intuitively know when it is the optimum time to take the picture. When the pictures are developed, they are digitized, enlarged and then examined using Photoshop. As you can see, the images and colors are fascinating. Sometimes, the images take up most of the frame sometimes only a small part.”

What excites Alan is that “this new approach is only now possible with the advancement in electronics and the related computer technologies. Therefore, where will we be and what will we discover in the years ahead?”

We are very excited to be able to report on Diana and Alan’s work and thank them for sharing some of the results that they have achieved.




The face of a woman. She is a helper and the Bennetts have been given her name



An old man facing right



White Owl



Man facing left



Child-like face



A face

Diana and Alan Bennett ITC – 2

Also, see

[Diana and Alan Bennett- ITC1](#) ([This book](#)), [Diana and Alan Bennett – ITC 2](#) ([This book](#)) and [Diana and Alan Bennett ITC-Crystal Imaging](#) ([This book](#))



Diana and Alan speaking at the [2006 ATransC Conference](http://atransc.org/2006-aaevp-conference). (atransc.org/2006-aaevp-conference)
(Book 5).

©Diana and Alan Bennett – All Rights Reserved

We are pleased to be able to share with you some of our more recent work in the field of ITC imaging.

Since our Scole Group days, Diana and I have been continuing our work in trans-dimensional imaging. As some of you may know, this new work has taken us on quite a different path from those interesting experiments back in '96 – '97. In those days we relied entirely on 'spirit' communication for direction, now it is a combination of communication and (more recently) allowing our 'higher minds' to guide us.

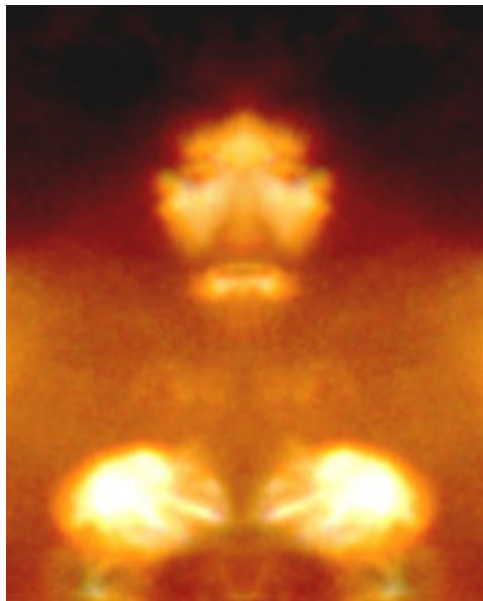
We have felt for some time that the chances of getting good results are greatly improved if we offer as many variables as possible within the experimental framework. By this we mean, thinking of the experiments themselves as multi-dimensional and not just a singular attempt to get a singular result. We firmly believe that by supplying a randomized source of material for the 'other side' to use, we (and they) stand a far greater chance of success. Having found a working 'formula', we then attempt to get repeatable results until inspired to change direction.

Faces seem to be the most common results up to this time. From the many images we have, around 90% are faces, or parts of faces. Sometimes

the images are very small, so we cannot overemphasize the importance of studying in detail when checking the results.

Our current experiments mainly take the form of a joint meditative session, where we raise our consciousness and focus together on our objective for that experiment. The equipment is pre-configured and ready to run, allowing us to focus on providing the best energy conditions. We usually have several ‘takes’ during a typical session, again leaving it to what feels right.

Refraction and Reflection



Man with beard created using a mirror—left side is reflection of right

We have used mirrors in a variety of ways. For example, to reflect a light source back into the point of focus (where we capture the images), to give the subject depth. Have you ever looked through a simple microscope and seen how adjusting the mirror (light source) gives the object greater depth and makes it stand out against its background? This is similar to what the camera sees during our experiments.

Within our light experiments, we generate a vast spectrum of color and light intensities. Some of the light frequencies generated are of course beyond our own visible spectrum, so the resulting light contains much more information than we realize.

We may include a mirror between the source and the subject or even beyond the focal point, allowing the light to flood back onto the subject.

Apart from ordinary mirrors, we have used convex and concave types to very good effect. We have also experimented with polished metallic disks such as brass (yellow) and copper (red), which have created some of the more striking images.

Clarity



Man looking down, apparently with his hand near his face.

We are now experimenting with other cameras and video, trying to increase the clarity of the images. Without getting too technical, it is the resolution of the captured image that governs the quality. If you haven't captured a particularly clear image to start with, enlarging it (often necessary) only makes it worse not better. We have found that most video cameras 'off the shelf' offer a far too low resolution for what we need. Having said that, they certainly have their place and do allow us to capture a 'stream' of frames all in one go. As a point of interest, we have captured at 25 frames per second but get better results at 10 fps. The reasoning behind this, again, is image (frame) quality. We also capture as a stream of individual bitmaps and not frames (more on this perhaps another time).

Another factor that governs resolution and image quality is transferring your images into your computer. This requires imaging software and a 'Capture card' to be installed. We have found that some of these capture devices can be insufficient in their capture capabilities, so it's money well spent when buying the best you can.

Some of our best images have been obtained using ordinary photographic film. The results, whether transparencies or not, can be

magnified many times without losing quality, allowing for a very fine image definition. This is due to fact we're working with the 'grain' of a film and not 'pixels' as in digital photography. In an ideal world we need the best of both systems, and it is to this end that we are now working toward with new equipment.

Diana and Alan Bennett ITC-Crystal Imaging

Interdimensional Experiments of Diana and Alan Bennett



Also, see

“[Diana and Alan Bennett- ITC 1](#)” ([This book](#)), “[Diana and Alan Bennett – ITC 2](#)” ([This book](#)) and
“Diana and Alan Bennett ITC-Crystal Imaging” ([This book](#))

We have carried the ITC work of Diana and Alan Bennett in the NewsJournal a number of times. Through their presentation at the 2006 AA-EVP conference and through the Updated Edition of The Scole Experiment: Scientific Evidence for Life After Death, we are able to share more of their fantastic results as well as information on their experimental methods.



An image of a man. The top of his face is very clear, even showing his hair. He appears to have a beard. The facets of the crystal can be seen although blurred (out of focus). This blurring is sometimes the result of the magnification, as we have to enlarge some of these images quite a lot. ©Diana and Alan Bennett – All Rights Reserved

The Bennetts are experimenting with refraction and reflection of light as a means of conditioning optical energy for image formation. As they explained in the updated version of the postscript of The Scole Experiment, “With our light experiments, we generate a vast spectrum of color and intensities bypassing the light source through a crystal. This source itself is variable, which, in turn, causes many different light patterns and colors to be formed. Some of the light frequencies generated are of course beyond our own visible spectrum, so the resulting light contains much more information than we realize.



An image of a person facing you. ©Diana and Alan Bennett – All Rights Reserved

“We may include a mirror between the source and the crystal (focus) or beyond the focal point, allowing the light to flood back onto the subject. Apart from ordinary mirrors, we have used convex and concave mirrors to very good effect. We have also experimented with polished metallic disks such as brass (yellow) and copper (red), which have created some of the more striking images.”

As you can tell from some of the pictures taken by the Bennetts, they may use water along with a mirror. The camera that they presently use is a Fuji FinePix set on Fine (4048 x 3040 pixels), which produces a computer file of about 12Mb. They focus a concentrated light source onto the side of a crystal and then capture images. The resulting images must be studied in the minutest detail and may have to be magnified as some of the faces can be very small.



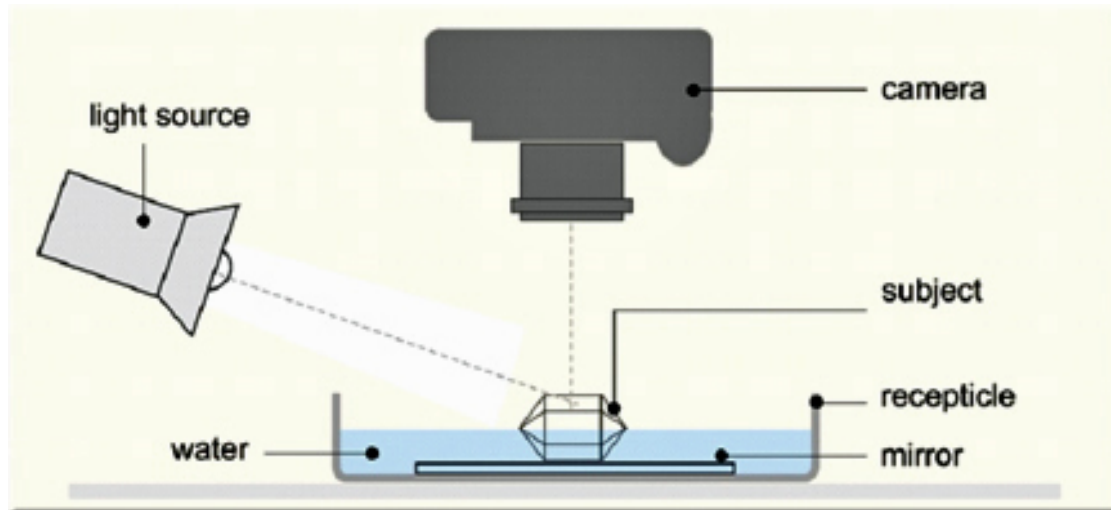
A film camera mounted on a tripod and pointing down at an illuminated crystal.

©Diana and Alan Bennett – All Rights Reserved

The examples shown here display the flaws, facets and textures of the natural quartz crystal used in the experiment. Keep in mind that these characteristics of the crystal may help to make the phenomenal features possible, so a perfect crystal may not be desirable.

The apparent scale of the imperfections should give you some sense of how much the photograph has been enlarged to display the phenomenal feature. Also, the great enlargement is supported by very high-resolution cameras. While the Bennetts are recording files of 12Mb per picture, a video camera will only produce a file of 0.9Mb which will not support such drastic enlargement.

During the conference, the Bennetts strongly suggested that people who plan to work with this technique should also consider the spiritual aspect of the experiment. As world-class mediums, they have learned that contact is often a function of the experimenter's spiritual attunement.



©Diana and Alan Bennett – All Rights Reserved

At this time, the updated version of the Scoble Experiments is not available in the USA and must be purchased via Amazon.co.uk. Grant and Jane Solomon are writing a book called the Norfolk Experiment and for updates on their work visit www.thescolexperiment.com.

Debbie Caruso EVP

Examples are ©Debra Ann Caruso - All Rights Reserved

Also See: [Jenny and Brandon - The Newlyweds](http://atransc.org/jenny-brandon-newlyweds) (atransc.org/jenny-brandon-newlyweds) (Book 3)



Please note that Debbie has made her transition to the other side

Debbie Caruso was a prolific EVP experimenter who has attempted to contact longtime ITC researcher, Erland Babcock, who has recently made his transition to the other side. Erland has communicated with several Association members via EVP, and we think he is learning to continue his support of EVP research from the other side.

In this example, you will hear Debbie say, “Hi Erland, It’s Debbie.” You will then hear the EVP, ***“Hi! Thank you Debbie. Debbie ... I can only talk to certain people.”*** We have a little difficulty hearing all of the last phrase, but the first portion is very clear. It is also interesting in the way that the voice seems to phase in and out as the man speaks.



c2005debra_caruso-babcock.mp3

Listen at: atransc.org/wp-content/uploads/2016/09/c2005debra_caruso-babcock.mp3

In this example, you will hear Debbie say, “If anyone’s here, and you are from the Big Circle, tell me your name.” You will then hear the EVP, ***“Rob Peter ... Joseph,”*** with each name spoken by a different person. The Big Circle is a group of ATransC members and loved ones on the other side who record together every other Thursday as a virtual recording group.



c2005debra_caruso-big_circle_names.mp3

Listen at: atransc.org/wp-content/uploads/2016/09/c2005debra_caruso-big_circle_names.mp3

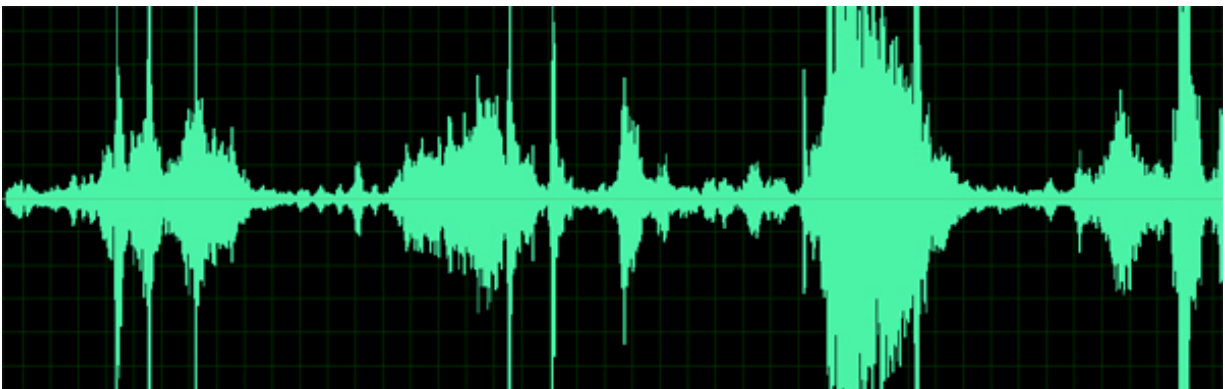
EVP are energy limited in that they are usually short phrases. of just a few words, the shorter utterances tend to be louder and the longer ones tend to be less loud. Many will clearly trail off at the end as energy runs out. In the case of very long messages, the EVP will be delivered as short packets of words, with brief pauses between, apparently to allow for the accumulation of more energy.

In this example, you will hear, ***“We’re living ... were all together ... Ma, ... among the living.”*** You may need to refer to the display below to help you find the words.



c2006debra_caruso-were_among_the_living.mp3

Listen at: atransc.org/wp-content/uploads/2016/09/c2006debra_caruso-were_among_the_living.mp3



We're living -

We're all

together

Ma

Among the living

Research

Debbie has been helping the development work of Gary Nixon by testing the effectiveness of various hardware designs for EVP recording. Gary noted that, “Debbie and I have collaborated over the years, especially the last, where I would send her EVP detection gizmos and she would test them with the ‘regulars’ that always seemed to be around her. I was her Geek,

and she, my Geekette, so named because of the arsenal of EVP gear she had collected.” The last item of technology she tested for him produced this EVP: you will hear Debbie say, “Merry Christmas” and what sounds like a small boy respond with “*Merry Christmas.*”



cgary_nixon-debra_caruso2009-25_dec_09.mp3

Listen At: atransc.org/wp-content/uploads/2016/09/cgary_nixon-debra_caruso2009-25_dec_09.mp3

Downey Synthesized Speech EVP

recorded by Margaret Downey

©Margaret Downey – All Rights Reserved

Speech Synthesis can be tricky to work with, so please be sure to use a [witness panel](http://atransc.org/witness-panel/). (atransc.org/witness-panel/)

As the technology of EVP recording evolves, new techniques have brought new forms of the phenomenon. The most common and best understood is the technique using a recorder, microphone and supplied noise for voice formation. It is theorized that actual voice formation is accomplished by amplifying a small telekinetic signal in the active region of transistors via stochastic resonance acting on ambient noise energy. This is a hypothesis, but it answers most of the evidence. We refer to this form of EVP as “**Transform EVP**,” and most of the examples on this website are of this kind.

A currently popular technique for EVP collection is referred to as “radio-sweep.” This may be automated or manual and depends on the live voice of broadcast radio as a sound source. Small fragments of sound are formed into a new sound stream by rapidly sweeping the radio dial. This form of EVP may be referred to as “**opportunistic EVP**” because it depends on the availability of sounds necessary to form the message just when they are needed at the moment each station is selected.

A second approach to opportunistic EVP is EVPmaker. This computer program loads an input sound file into a buffer, and then using a random process to determine which part of the buffer to use as the next fragment of the output sound stream, forms a new sound stream. Several “random” sources are available and the fragment length is determined by the operator. Assuming prerecorded voice is used, the output is a staccato sound that contains randomly arranged voice fragments. Meaningful messages are sometimes found in the output, and it is thought that the communicating entity is influencing the random process to access the buffer to select the needed sounds.

A great deal is known about transform EVP and false positive results are usually easily detected. Radio-sweep and EVPmaker pose the problem that normally occurring words and phrases in the live voice are easily

mistaken as phenomenal message and use of live voice makes these technology unlikely candidates for research. See [Locating EVP Formation and Detecting False Positives](http://atransc.org/locating-false-positives) (atransc.org/locating-false-positives) (Book 1) for a discussion of this problem.

A new technique for voice formation involves speech synthesis, rather than live voice. For instance, Stefan Bion introduced a set of [SpeakJet allophones](#) on his website. These are fragments of sound used for the synthesis of speech for robotics. A few words may naturally occur when the allophones are used with EVPmaker, but in general, if a word is formed and it seems to be meaningful, then it is unlikely to be a natural product of the technology.

Real-Time Conversation Using EVPmaker and Allophones

Margaret Downey has recorded convincing examples of EVP using just about every technique she has tried. In the example provided here, she used the allophones with EVPmaker in an attempt to conduct a real-time conversation. The output of EVPmaker is a steady staccato string of pieces of voice. Margaret spoke over this, so that you can hear her voice and the EVPmaker output in the background. She then lowered her voice in the recording and removed the non-relevant EVPmaker output for clarity. Here is the script:

Margaret: Can you say A.B.C.?

EVP: A.B.C.D.E. (this is buried in the main sound)

Margaret: How about Tom Butler?

EVP: Tom Butler.

Margaret: Do you know the name of either of Tom Butler's cats?

EVP: (Sh)asta's their cat. (the "Sh" sound is weak or missing)

"Shasta" is the name of one of the Butler's cats.

Margaret: Do you have any pets?

EVP: I have a pet.

Margaret: I heard you say I have a...?

EVP: Pet.

Margaret: You have a what?

EVP: Pet.

Margaret: What kind of pet do you have?

EVP: An animal. (Ask a silly question, get a silly answer!)

Margaret: I understand you have a pet animal, but what is the species?

EVP: A purple deer.

Margaret: OK, I could have sworn you said you have a purple deer.

EVP: I told you, purple deer.

Margaret: OK, I'm gonna close for the evening. Can you tell me goodbye?

EVP: I love you.

Margaret: I heard you say I love you. Love you too.

EVP: Thank you.



cmargaret_downey2008-convo_with_arthur.mp3

Listen at: atransc.org/wp-content/uploads/2016/09/cmargaret_downey2008-convo_with_arthur.mp3

Conversation With Arthur

It is important to note that it is common in in transform EVP to recognize the voice of the person thought to be speaking, sex and approximate age of the speaker. This added information helps people recognize loved ones, and a message from a loved one is often very therapeutic. The output sound stream of EVPmaker can be transformed into voice as in transform EVP, but it is more common for EVP made with current applications of speech synthesis to be a more robotic voice with little personality.

Another point that needs to be made is that, even though the voice is an emulation of live speech made by transforming noise into voice, transform EVP often includes the nuances of speech, such as plural and accents. Opportunistic EVP is more often an approximation based on available sounds that are close to what is needed. Thus, "I love you" might actually sound like "eh ove u." In speech synthesis, the word can be more closely matched, but we do see novel spelling when the words are translated to text.

Real-Time Communication Using the Paranormal Puck and Allophones

A recent innovation in technology for EVP is the introduction of the Paranormal Puck by [Digital Dowsing](http://digitaldowsing.com) (digitaldowsing.com): Owner and developer is Bill Chappell. This device connects to a Windows computer via a USB port. It includes temperature and electromagnetic sensors and a SpeakJet microchip. In one mode, the output is an environmentally stimulated string of allophones.

Margaret Downey conducted sessions with the Puck by asking a question, and then turning on the puck for thirty seconds. She then turned off the puck and asked another question for repeated sessions. The result is the appearance of conversation but be aware that this is a very new technology and it is difficult to know what is actually occurring. The impression is that questions are ask and correctly answered.

In this example, Margaret had the device turned on but had not decided whether or not she was going to conduct an experiment so she had said nothing.



cmargaret_downey2008-talk_to_him.mp3

Listen at: atransc.org/wp-content/uploads/2016/09/cmargaret_downey2008-talk_to_him.mp3

Puck: Talk to him.

Margaret: In this I asked, “Please say my grandson or granddaughter’s name.” (Dylan Scott or Hazel Ann – both on the other side)



cmargaret_downey2008-scott.mp3

Listen at: atransc.org/wp-content/uploads/2016/09/cmargaret_downey2008-scott.mp3

Puck: Scott

Margaret: This wasn't the answer I expected, but I like it, "Who are the babies with?" At 16 seconds, I heard, "Margaret" followed by "Dylan" at 23.5 seconds phoneme: ovrat (for Margaret) oops, forgot to note what it was for Dylan. Timing altered.



cmargaret_downey2008-margaret_dylan.mp3

Listen at: atransc.org/wp-content/uploads/2016/09/cmargaret_downey2008-margaret_dylan.mp3

Puck: Margaret, Dylan

Margaret: The previous three questions were answered the first time I asked. This was the third time in a row I had asked this question (and would have been my last attempt before moving onto the next question.)

It is important to remember that the technology being used in these examples should not normally produce recognizable speech. Yes, there is the probability of an occasional string of sound bits producing a recognizable word. A good comparison is that a thousand typing monkeys will eventually produce something meaningful; however, what is the likelihood of the monkeys producing something meaningful that is also a correct answer to a question just asked?

EVP of Tom and Lisa Butler

By Tom and Lisa Butler



Tom and Lisa Butler in front of the Marilyn Monroe Cabin at the Cal-Neva Lodge at North Lake Tahoe. Picture taken by Janice Oberding

John Belushi

We were invited to help Universal Pictures to help them market the movie, White Noise. For the DVD release party that was held in the famous and haunted Hollywood Roosevelt Hotel, we were asked to record for EVP in the hotel and play the resulting examples on camera. During that process, Lisa recorded, “*John Belushi*” in the Lombard-Gable Penthouse. We later learned that Belushi lived in the hotel when he first moved to LA, and that he learned to love the old hotel.



(c)tom-lisa_butler2005-john_belushi_alone.mp3

Listen at: atransc.org/wp-content/uploads/2016/09/c2005butler_john_belushi_alone.mp3

Prepare to die

We are often asked about the dangers involved in opening communication with the other side. All and all, recording for EVP is safe. Some message can be a little unnerving, but we are fairly sure those are a reflection of our own fears. It is in the eyes or ears of the perceiver. In this case, we recorded the EVP, “*Prepare to die*,” when we asked, “Do you not want people here?” The words are spoken by what sounds like a southern gentleman about to engage his opponent in a duel, and we feel that the utterance being so dramatic, is more a humorous response than something that should be taken as threatening. This was recorded in the Levi House in Reno, Nevada.



(c)tom-lisa_butler2005-prepare_to_die.mp3

Listen at: atransc.org/wp-content/uploads/2016/09/c2005butler_prepare_to_die_only.mp3

We keep looking for peace

In an investigation of the Cal-Neva Resort at Lake Tahoe for the *Dead Famous* television series, we were able to record in the theater built by Frank Sinatra while he owned the casino. Several mediums had reported a threatening personality lurking at the back of the stage area. In that same area, we recorded, “*We keep looking for peace*.” Our sense is that it was spoken by one of the bodyguards who protected some of the famous personalities who visited there.



(c)tom-lisa_butler2004-we_keep_looking_for_peace.mp3

Listen at: atransc.org/wp-content/uploads/2016/09/c2004butler-we_keep_looking_for_peace.mp3

Hidden morphine

On the Nevada side of Lake Tahoe is the Thunderbird Lodge built by George Whittell. We have participated in a couple of media events there that included opportunities to record for EVP. In this example, you will hear

the voice of a woman say, “*Hidden morphine.*” We later learned that Whittell was addicted to morphine and his lady friend was a nurse who gave him morphine shots.



(c)tom-lisa_butler2004-hidden_morphine.mp3

Listen at: atransc.org/wp-content/uploads/2016/09/c2004butler_hidden_morphine-1.mp3


Betty's in there

One of the bonus features on the *White Noise* DVD includes us recording in the haunted, Hollymont Castle in Beechwood Canyon, near Los Angeles, California. Lisa recorded “*Betty's in there*” as we approached a bedroom. The Bedroom is at the top of the same stairs near which an orb was seen in the DVD bonus feature at about three minutes. As you can see in the picture below the white arrow is pointing at the black, fussy puff. It is shown a little clearer in the inset. The orb was rapidly moving and was only in a few frames.



(c)2005butler_bettys_there.mp3

Listen at: atransc.org/wp-content/uploads/2016/09/c2005butler-bettys_in_there.mp3



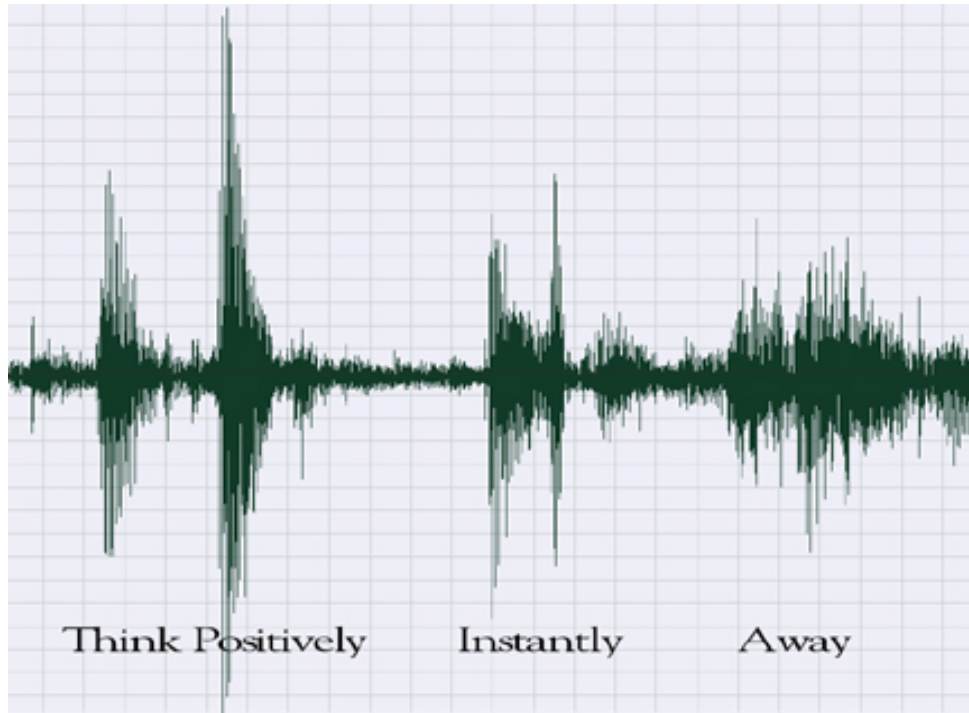
Think Positively ... instantly away

When we visited Alcatraz, we recorded for EVP at a place from which San Francisco can be seen through a barred window. The city is beautiful and seemed very close. We knew it must have been terrible torture for the inmates to see freedom so close, yet so far away. Lisa said as much while recording, and captured this voice saying, *“Think Positively ... instantly away.”*



c2005butler-think_positively_instantly_away.mp3

Listen at: atransc.org/wp-content/uploads/2016/09/c2005butler-think_positively_instantly_away.mp3



Paolo Presi ... Alexander MacRae

We had expected to encounter angry and confused personalities, but instead, recorded many positive remarks. We even recorded several voices saying "*Paolo Presi*," an Italian ITC researcher we sometimes work with. This is followed by other voices saying, "*Alexander MacRae*."



c2004butler-paolo_presi_alexander_macrae.mp3

Listen at: atransc.org/wp-content/uploads/2016/09/c2004butler-paolo_presi_alexander_macrae.mp3

Please don't come

An example of an EVP being appropriate to a circumstance is an EVP recorded by Lisa Butler. The Butlers were asking a woman about the upstairs lighting and sound room for the Frank Sinatra Theater at the Cal-Neva Casino at Lake Tahoe, CA. They had heard that the heavy door to the room often shut for no apparent reason, scaring the crews setting up lights and sound systems for shows. The woman told them that she would never ever go up there. Lisa's recorder was on while she thanked the woman for her assistance. On the recording, Lisa can be heard saying, "Thank you very much." Underneath her voice, is a clearly heard paranormal voice saying, **"Please don't come."** However politely said, it seems obvious someone did not want to be disturbed.



(c)tom-lisa_butler2004-please_dont_come.mp3

Listen at: atransc.org/wp-content/uploads/2016/09/cbutler2004_please_dont_come-1.mp3

The Death Knell

Lisa and I were asked by Universal Studios to help them market the Mickael Keaton movie, *White Noise*. They took us to a few reportedly haunted places where we did a walkabout while recording for EVP. One such place was the -Excalibur night club in Chicago. It was used as a temporary morgue for bodies from the ship, *Eastland*. Western Electric was having a company party on it, and before the ship left the dock, it rolled over and many people died.

Lisa recorded the EVP **"Death knell."** You can hear her ask, *"Why do I feel so much sadness here?"* Then a pause, followed by what sounds like a water drum **"Da-dum!"** and then the voice **"The death knell."**

Alternatively, it may say *"The death toll."* See [The Eastland Disaster Killed More Passengers Than the Titanic and the Lusitania. Why Has It Been Forgotten?](http://smithsonianmag.com/history/eastland-disaster-killed-more-passengers-titanic-and-lusitania-why-has-it-been-forgotten-180953146/) (smithsonianmag.com/history/eastland-disaster-killed-more-passengers-titanic-and-lusitania-why-has-it-been-forgotten-180953146/)

The first version below is as it was recorded. The words are Class C so I amplified it for the second example. We speculate that the drum sound is a lot like what rescue workers heard through the metal hull as trapped passengers tried to get out.



cbutler2005-excalibur_eastland_the_death_knell.mp3

Listen at: atransc.org/wp-content/uploads/2016/09/cbutler2005-excalibur_eastland_the_death_knell.mp3

Original *The Death Knell*




cbutler2005-excalibur_eastland_the_death_knell-amplified-at-end.mp3

Listen at: atransc.org/wp-content/uploads/2016/09/cbutler2005-excalibur_eastland_the_death_knell-amplified-at-end.mp3

Amplified *The Death Knell*

Faces in Light Reflected from Crystals

by Tom and Lisa Butler



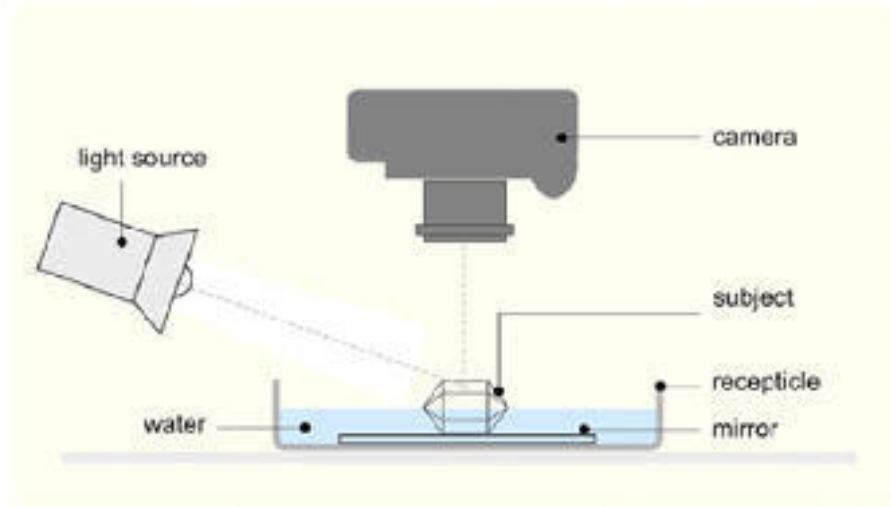
Possible face of a man found in light reflected from crystals following the method developed by the Bennetts.

We have been so inspired by the amazing results of Diane and Alan Bennett, and their results from reflecting light off of crystals, that we had been wanting to also try experimenting in this way. Diana and Alan had been kind enough to provide a couple of diagrams of their experimental setups, and we now had a higher resolution camera, so set up an area in the ITC room to run a couple of crystal experiments. After arranging the camera, lights and crystal in a configuration we felt would work, we did our normal meditation and then took a few pictures. We actually recorded some interesting results on our first attempts. The fourth experiment brought several more faces along with this interesting three-dimensional face. We were very pleased with the open mouth, as the mouth is often obscured in many of our pictures.



Mary Beth's father on right and possibly an ITC image of him on left.

Our next success with the crystal experiments was quite a surprise. We met with a small group every Sunday morning for an hour of meditation. After our meditation, one of the members, Mary Beth, handed Lisa a picture of her parents and ask us to keep a lookout for them in our experiments. Lisa asked her to write the names of her parents on the back of the picture and then put it on her desk when we returned home. That afternoon we did another meditation on our own and conducted a few EVP experiments to test various settings on the two recorders we would be using at a video session for a shoot with the Sci Fi channel. We also worked with reflecting light off a couple of different crystals. When we looked at the results, the image of a man was clearly seen on the very first picture. The resemblance between the ITC picture and Mary Beth's dad was noted with surprise. It was like he had heard her and stopped by during our experiment to make sure she got an ITC picture of him.



Drawing by the Bennetts showing typical position of camera in relationship to the crystal and light source.

Mary Beth felt that it was her father. We were so surprised with his answering her request so quickly that we wondered if he had been a powerful medium or something, but she explained that she had never known her father. He had left her mother before she was born. He had crossed over many years ago and they had never met. Mary Beth also told us that she had received a message from a medium at a Spiritualist church who had asked her who Franklin was (this was her father's middle name). The medium told her that Franklin was saying that he was sorry that he had not been part of her life. We were honored that the picture was so meaningful to Mary Beth and we also felt that the positive result was also due to the wonderful positive energy of our meditation group.

Face on the Wall

by Tom and Lisa Butler

Note, this would be an example of Type II ITC as described in the [Classification Best Practice](http://atransc.org/classifying-phenomena) (Book 1) (atransc.org/classifying-phenomena)



Wall in the Spiritualist Desert Church in Las Vegas, NV

The Reverend Catherine Stewart of the Spiritualist Desert Church in Las Vegas, NV brought this interesting and phenomenal image to our attention. If you look closely at the wall just behind the organ in the church, you can see the outline of a face in the variations of the paint. As you can see below, it is a light blue wall and the image is also shades of light blue, so we have enhanced a photograph of the face and provided it below for clarity.

Look just to the left of the large round speaker, which is at the upper-right of the first picture. The face is in the middle (left to right) of the picture and about even with the center of the big speaker.

If you look closely at the woman, you can see evidence of a lapel and a slender neck. See also, the bottom picture.

This is a close-up of the face on the wall without photo editing enhancement.



The center section of the church wall. Look closely. You should see the slightest hint of a face.



The above photo, but with contrast and intensity changes via a photo editor.



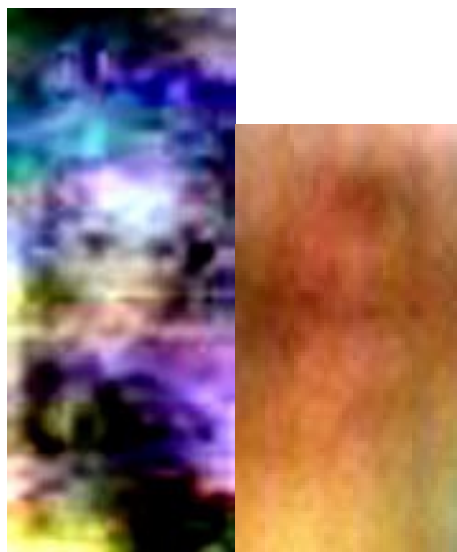
There is evidence that the communicating entity is able to use any chaotic, well illuminated optical environment to produce their images. One person even found a decent face in well illuminated piece of sandpaper. (See the example here) This would be predicted by our working hypothesis.

The Rev. Catherine Stewart wrote, “We do see other faces... The one face is always there, but sometimes her face is full, sometimes thin, sometimes she appears to be wearing a garden hat. One Sunday as we were singing our closing hymn several of us heard from that corner, a beautiful choir singing along with us. Years ago, I was given a message that we would have physical phenomena in the church that would draw many people to witness. That’s why I’ve been working with the trumpet; I thought that would be it—maybe not. I do know that Spiritualism will reign.”

We understand that such images are believed by physical scientists to be the chance arrangement of random events, but you should know that this argument does not accept the existence of a nonphysical reality or personal survival. If you take those two most important aspects of our reality into account, then it is more likely that communicating entities seize the opportunity offered by physical noise to impress their likeness.

New Chapter for the “Face on the Wall.”

A recent ITC experiment conducted by Tom and Lisa Butler with their development group resulted in two images that look a lot like the woman whose face is shown above. The picture on the left most resembles the face on the wall, but the one on the right also has the narrow chin. If you look closely, you can see that they both have a hairline similar to the face on the wall. Again, both of these images were collected during the same ITC experiment.



We cannot make the claim that they are the same, but other than the obvious similarities in facial characteristics, when the image was collected is evidential. The church congregation conducted a meditation at the church just before it was closed for the summer. At that time, they asked the lady on the wall to appear to other people. That was on a Sunday and the ITC images were collected by a Spiritualist development group in Reno, NV the following Monday evening.

Faces on Turned Off Television Screens

by Tom and Lisa Butler

Of the many forms of paranormal photography, faces sometimes found in photographs of turned off television screens seems to be the most unusual. In spirit photography, the presence of an “extra” or apparition in the photographic frame is consistent with the concept that we who are still in the flesh are providing sufficient energy (perhaps ectoplasm) with which the entity can become visible to the sensitive film or digital circuitry. In Photographic ITC, faces and other features that can sometimes be found in the optical noise of photographs is consistent with principles thought to be involved in Video ITC and EVP. But the presence of a face on a television screen, as if it were a photograph cut out and glued to the screen to be photographed, does not agree with any of the hypotheses presented thus far.

By the way, we have seen enough examples of this form of phenomena to accept the validity of these examples.

Thus, we are beginning a collection of such pictures with the hope that a pattern will emerge that will either fit this form of nonphysical phenomena into existing hypotheses or suggest a new one. So please, if you have an example of the phenomena as shown here, send it to us along with permission to use it in our study and details of how the picture was taken.

This picture was taken in Las Vegas, Nevada and originally published in the October 1995 *National Spiritualist Summit* magazine. You can see a little boy taking his first steps. The picture was taken by the boy’s mother who is also the sister of the lady whose upper portion of her face is visible on the turned off television screen.



©ATransC – All Rights Reserved

A confirming point to this is that it is reasonable for the deceased sister to “show up” for the boy’s first step. The face was not visible when the picture was taken.

Please Note: We have recently had a complaint that this picture must be a fake because the camera is aimed more at the TV than at the boy—odd for such an important event in the Boy’s life. We, as a matter of fact, are more interested in the face on the wall than the boy and have cropped the original picture, which was indeed, centered on the boy.

Also, it is an interesting characteristic of phenomenal faces in all forms, that the bottom of the face is frequently obscured in some way.

It is important that you do not let your natural suspicions keep you from the opportunity to learn about these phenomena.

We know that this picture has been used in a preview for the movie, *White Noise*. Universal received permission to do so.



Face on turned off TV 2: Photographer's transitioned mother on turned off TV screen, as if peering in to see him and his grandson. Insert is enlargement of TV screen. ©

ITC Contacts with Animals?

By Anabela Cardoso

Previously published in the August 2008 ITC Journal: www.itcjournal.org



Anabela Cardoso

Since 1998, I have received several Direct Radio Voice (DRV) communications from a little voice that identifies itself as Nisha's, one of my beloved deceased Doberman dogs.

In 2001, I published in issue 5 of the ITC Journal "*La historia de Tuly*" (pp. 77- 80) by Maryvonne and Yvon Dray about an ITC contact with their daughter Karine's deceased dog, Tuly. Like Nisha, Tuly is reported to have spoken with a human voice and to have said in French "*Moi, j'comprends tout*" (Me, I understand everything). The Drays, who are originally French, have also recorded sounds of horses, birds and cats. I myself, while recording a long DRV communication from Rio do Tempo Station, in March 1999, captured a beautiful bird singing and immediately asked the communicators if they had a little bird with them. Their immediate reply was, also, "*Sim*" (Yes).

The moving story of Darren and Alex Williams' communications with their beloved dog Fox was recently published in issues 29 and 30 of the ITC Journal and this was followed by Sonia Rinaldi's paper "*Contatos de Animais – Irrealidade ou uma Possibilidade?*" published in issue 31 of the Journal (pp. 38 – 46). This story is about ITC contacts with Claudio Brasil's deceased parrot, Lorinho, realized through the mediation of Sonia Rinaldi. Before publication of the article, I heard some of the audio files containing the communications that are the basis for it, and I can testify that I could easily understand most of the speech transcriptions that Sonia had sent me,

together with the audio clips, pronounced in what sounded like a parrot's voice speaking in Portuguese. Communications with animals seem to date from the very beginning of ITC contacts, and perhaps Klaus Schreiber was the first to report on them. In his case, the striking EVP recording of a voice that identified itself as belonging to his deceased crow Jakob (Holbe, 1989 p. 126).

In my editorial "*Love Stories*", in issue 29 of the ITC Journal, I have described some facts of my life associated with the love for my beautiful dog Surya - to whom I owe, above and beyond many other things, the opening of the door to transcendence - and how I feel about these wonderful contacts. Nevertheless, the fact that we are publishing in this current issue of the Journal the translation into English of Sonia's paper and Claudio Brasil's analysis, made me return to a subject that I consider of great importance.

The publication in English of those two texts is a result of the intense interest of some readers of the Journal, who could not follow the original story in Portuguese, and are very keen not to miss any information about ITC contacts with animals. I hereby thank Dr Fernanda Alcântara and Dr. Marília Alcântara Duarte for their translations of the original texts, which made it possible for all the English-language readers to discover Lorinho's lovely story.

In this scope, the most pertinent remark that comes to my mind is the following – why do we marvel at these apparent contacts with the animals we loved or, as a matter of fact, with any animals? The reply to this question is not an easy one. Is it because they are realized through electronic means, and animals in our world cannot manipulate electronic devices? Or is it simply because those we call animals can communicate at all? The third and most absurd consideration would be based upon the disbelief that animals survive physical death.

I will try to think aloud, so to speak, with my readers about these propositions, all of which are, in my view, absurd. We cannot imagine that the communication between this world and the next dimension of life is based upon the manipulation of electronic devices (which, in our opinion, animals would not comprehend), such as ours. That would be a very naïve and bizarre idea. I am not affirming that there are no devices in the next world that mediate in ITC contacts, because the communicators have stated on several occasions that they do use some form of devices (Alvisi 1976,

Jürgenson 1967, Locher and Harsch 1995, Schäfer 1989, among others). Those devices, which at any rate must be very different from our technological means, on their own could not certainly accomplish a contact between dimensions, as our devices, on their own, cannot achieve any contacts from our side, either. This point has also been stressed by the communicators. “*The technique does not replace the power of thought*”, as the high entity ABX Juno is reported to have said at Peter and Gisela Härting’s home (Schäfer, 1994, p. 145), and as we can easily confirm through our knowledge of the history of the subject. In reality in this world electronic devices are indispensable for ITC contacts, but they are not their basis. Unfortunately, and although our understanding of the complexities involved in this marvellous means of communication is still very meagre, it would be equally untrue and very naïve to attribute the success of the communications to the psychic capacities of the experimenter. Undoubtedly, the process seems to be one of synergy between communicators, experimenter and devices, also involving factors unknown to us. But above all it seems to be exclusively directed by the communicators, although perhaps not dependent on them only. References to “*permission to speak*” are a constant in almost every experimenter’s practice, especially in DRV communications.

Maybe love, an intense desire to communicate and a lot of work are from their side, as much as they are from ours, factors that facilitate the contact together with the necessary permission to speak. Moreover, it seems apparent that the more advanced contacts of DRV, computer texts, etc. need not only the supervision but also the help of high entities in order to render them possible. As to whom those high entities might be is a pure speculative exercise that should be avoided, because obviously we are not in a position to find out anything else other than what those higher beings themselves have told us (Locher and Harsch *ibid*, Schäfer 1989 *ibid*, Senkowski 1995, among others).

The remark about the possibility as to whether animals can communicate is not very relevant because anybody with a superficial contact with animals will easily acknowledge the fact that animals can and do communicate, but most of the times it is their human friends or companions who cannot understand them. In the May 2008 issue of *Mensa* magazine, there was a very interesting article that speculated about the possibilities that more advanced, subtle technologies may offer effective

communication between humans and other animals in the not so distant future. *Mensa* also said that it remains to be seen if the accomplishment of such a possibility will increase animal exploitation by humans, or if it will make humans realize the existence of similar feelings and emotions of their fellow animals, and therefore make them more compassionate toward them. Indeed, that remains to be seen, but let us pray that the latter becomes true one day, no matter how difficult it may seem in view of the present terrible abuse we perform on animals.

The third objection regarding animals' survival of physical death. It is still commonplace to see references in the parapsychological literature, and elsewhere, to the "*survival of human spirit or human mind*", or to the "*spiritual nature of man*", etc. We should, I think, start by acknowledging that the '*spiritual nature of man*' has practically destroyed the planet and made it uninhabitable for his own and all other species! If we do so, we cannot, of course, take such statements seriously. Religions, very especially monotheist religions – Christianity, Judaism, and Islam - are greatly responsible for this anthropomorphic, narrow view of the world that has molded human thought and human mental patterns so prejudicially, throughout the centuries.

Distinct ITC communicators in different parts of the world have mentioned the expansion of consciousness achieved in the next world. As I have mentioned elsewhere, Friedrich Jürgenson considered that the extraordinary capacities that the communicators seem to possess are also the result of the particular, most advanced conditions of their world (Jürgenson *ibid*). Interestingly, Rio do Tempo communicators confirmed this point years ago, when I once asked if their extraordinary capabilities – of being able to be in two places at the same time, to communicate telepathically with the animals and the plants, to travel with thought, etc. - were the result of the death process or if they pertained to their world and, therefore, were available to everybody. They said that the latter proposition was true. It seems that little Tuly's sentence "*Moi, j'comprends tout*" avails this hypothesis, and reflects, furthermore, a tremendous expansion of consciousness. I believe that full consciousness – be it of little Tuly or of a highly developed human – is always there inside each one of us but our world, our senses, and our mental patterns confine it.

Going back to our issue i.e., why would we marvel at animal ITC communications and not at human ones, I would say that in addition to the

above mentioned ideas, human arrogance, an attitude that is chiefly based upon the human mental constructs of superior and inferior, also plays a part in it. If we consider animals as ‘inferior’ we will be surprised that they even survive death and certainly that they could communicate from another dimension. However, if we ponder on the concepts of superior and inferior, we have to realize that they are also erroneous. In Nature, and Nature is all there is, there is no inferior or superior. In Nature everything is different and complementary but never superior or inferior. If not, how could it be that the beings we humans consider to be inferior, e. g. plants, bacteria, micro-organisms, minerals, are the foundation proper of life? How can they be inferior if, without them, life is not possible for any ‘superior’ being? Completeness, achieved through the active contribution of different but complementary parts, is one of the basic laws of Nature, and one which, in itself, invalidates the concepts of inferior and superior.

At the very beginning of systematic ITC communications, Dr Konstantin Raudive recorded a voice that said “*Kant does not have any importance here*” (Breakthrough, 1971, page 30) while Rio do Tempo has said: “*Aqui no Rio do Tempo somos todos iguais*” (Here in Rio do Tempo we are all equal). On one particular occasion, after one of Nisha’s communications, when the communicators had also told me “*We are in contact with Nisha and she wants to speak with you*” (translation), I asked them if animals in their world had the autonomy to *want to speak with me*, and they replied with: “*It is more or less so*”. When on another occasion I consulted the communicators on how animals progressed in their world, they answered with “*They also try to know more*”.

Expansion of consciousness seems indeed to be a purpose of life in any form and in any stage. My dear deceased friend Pierre Théry, somebody with whom I had only occasional contacts but who I came to appreciate very much, reported on a recognizably authentic telephone conversation from Konstantin Raudive in the next world to a French lady, Mme. Aline Piget, during which he said: “*I would like you to know, dear Aline, that the object of an earthly life is not just the goodness. The object is to be conscious...*”. (Théry, 2000). Hence, it seems that the expansion of consciousness will attain a notable development in next world but it should definitely start in our world. Let us work for it.

References

1. Alvisi, G. (1976). *As Vozes dos Vivos de Ontem*. Mem Martins, Portugal: Publicações Europa-América.
2. Holbe, R. (1989). *Immagini dal Regno dei Morti*. Roma: Edizioni Mediterranee. (German original 1987).
3. Jürgenson, F. (1967). *Sprechfunk mit Verstorbenen* (Freiburg im Br. : Herman Bauer. Republished 1981 by Goldmann Verlag (München).
4. Locher, T. and Harsch, M. (1989). Les Contacts vers l’Au-delà à l’aide de moyens techniques existent! Association Suisse de Parapsychologie et Cercle d’Etudes sur la Transcommunication du Luxembourg. (1995, édition française, Agnières: Parasciences)
5. Raudive, K. (1971). *Breakthrough: An Amazing Experiment in Electronic Communication with the Dead*. Gerrards Cross: Colin Smythe.
6. Schäfer, H. (1989). Original ed. *Brücke Zwischen Diesseits und Jenseits*. Freiburg: Verlag Hermann Bauer KG.
7. Schäfer, H. (1994). *Ponte entre o Aqui e o Além, Teoria e Prática da Transcomunicação*. São Paulo: Ed. Pensamento Ltda.
8. Senkowski, E. (1995). *Instrumentelle Transkommunikation* (first ed. 1989) Frankfurt: R. G. Fischer.
9. Théry, P. (2000). The first telephone contact in France by Konstantin Raudive. *ITC Journal*, 2, 42-43.

Karen Mossey EVP

©Karen Mossey – All Rights Reserved



Karen Mossey

When Karen recorded this EVP she immediately recognized the voice to be that of her father. Other friends and relatives also recognized his voice.



cmossey2003_-i_love_you.mp3

Listen at: atransc.org/wp-content/uploads/2016/09/cmossey2003_-i_love_you.mp3

“I love you”

Karen’s father was a legislator in life and worked on passing laws. You will see that this is exactly the same voice as the **“*I love you*”** EVP.



cmossey2004_pass_a_law_get_paid.mp3

“I’m gonna pass a law ... to pay you.”

Listen at: atransc.org/wp-content/uploads/2016/09/cmossey2004_pass_a_law_get_paid.mp3

Konstantin Raudive Contact via a Secret Phrase

by Lisa Butler



Konstantin Raudive

Promised to Make Contact with a Secret Phrase

During our last sitting with the Circle of the Silver Cord, David Thompson once again brought through Konstantin Raudive. He told us that he continues to try to communicate in every way possible. “I will never give up,” he said about his efforts to prove survival via transcommunication. He asked us to tell everyone that he is going to try to pass on a “code phrase” and wants everyone who can, to record on October 27, 2010 at 10 pm. He was not specific as to time zone, so we think it would work best if you recorded at 10 pm your time. Look for him in other forms of phenomena as well.

We were 32,000 feet above Ely, Nevada at 10 p.m., on our way to England. Since we were crossing time zones, we picked Florida time

because that was where we were for the séance. Unfortunately, we were close to the engines and all our recorder picked up was their noise.

ATransC received no reports via the website contact tool. However, many members reported that they recorded Konstantin's name. Jutta Lebmann of the German [VTF](http://vtf.de) (vtf.de) reported "...just in the beginning of the recording a high female singing voice announces '**Kommt Raudive**' and then a male voice similar to Raudive's lifetime voice says '**Raudive ... kommt Raudive....**', the messages are in German language." "Kommt" translates to English as "come."

The promised code phrase was "Light 22" and we are happy to report that an ATransC member succeeded using EVPmaker and crowd babble. The "light" is clearly discernible, but the "22" is a little more difficult to hear. Because this is not a Class A example, we will not post it here.

Linda Williamson EVP

by Lisa Butler

©Linda Williamson – All Rights Reserved

Linda has sent us a number of interesting soundtracks. Included here are three that you may find interesting. Linda began recording when she encountered a “negative entity” where she once worked. She purchased a Dictaphone to keep oral notes about this continuing encounter at her workplace. As you might guess, she discovered unexpected sounds and voices mixed amongst her recorded thoughts. Thus, began her search to understand EVP.

We should note that Linda is Scottish. Thus, you will note that her EVP have a detectable Scottish accent.

The first track is a man saying, ***“I need a match.”*** The voice is thought to be that of the grandfather of a person who was present for the recording session. He was always running out of matches.



(c)Linda_williamson2000_i_need_a_matches.mp3

Listen at: atransc.org/wp-content/uploads/2016/09/cwilliamson2000_i_need_a_matches.mp3

A man saying, ***“I need a match.”***



(c)Linda_williamson2000_i_see_her.mp3

Listen at: atransc.org/wp-content/uploads/2016/09/cwilliamson2000_i_see_her.mp3

A woman saying, ***“I see her.”***



(c)Linda_williamson2000_good_luck.mp3

Listen at: atransc.org/wp-content/uploads/2016/09/cwilliamson2000_good_luck.mp3

A man saying, ***“Good luck.”***

Lisa and Tom Butler Nor-Cal EVP

by Tom and Lisa Butler



Tom and Lisa Butler at the Cal-Neva Lodge, North Shore, Lake Tahoe. The white line through the fire screen separates California (left) from Nevada. Picture taken by Janice Oberding

In this first example, we were recording in one of the cell blocks at Alcatraz. You can hear Lisa say, “You can speak on this device.” Immediately after that, one or two men can be heard saying, “*That’s right, we know you.*” The example appeared in Tom’s recorder but not in Lisa’s. It has been slightly filtered above 1300 Khz.



(c)butler2004_thats_right_we_know_you.mp3

Listen at: atransc.org/wp-content/uploads/2016/09/cbutler2004_thats_right_we_know_you.mp3

“You can speak on this device,” “*That’s right, we know.*”

Lisa was in the [Saint Mary’s Art Center](http://hauntednevada.com) (hauntednevada.com) in Virginia City, Nevada, conducting part of a workshop for the Truckee Meadows Community College. The south-west corner of the multi-story building is often associated with apparitions, cold spots and general sensations of energy. Lisa had entered into the field of energy in the

basement, and while recording for EVP, she commented on the sensation of energy she was feeling. Right after that was a gravelly voiced lady said, ***“Get back dear,”*** as if Lisa was standing too close to her.



(c)2003butler_get_back_dear.mp3

Listen at: atransc.org/wp-content/uploads/2016/09/c2003butler_get_back_dear.mp3

“Get back dear”

During a hauntings investigation at the Cal-Neva Resort at Lake Tahoe, CA/NV we recorded this EVP in the cabin that was used by Marilyn Monroe. The Cal-Neva was owned by Frank Sinatra at one time and Marilyn had her own cabin there. They had been calling on Marilyn to speak to them and got this voice that sounds like her. But as you may know, they cannot say for sure that this is Marilyn. Anyone on the other side could have mimicked a voice to give what they were asking for.



(c)2004butler_wana_see_a_movie.mp3

Listen at: atransc.org/wp-content/uploads/2016/09/c2004butler_wana_see_a_movie.mp3

“Wana see a movie?”

This EVP is actually spoken at the same time that Lisa is speaking and is a good example to practice hearing EVP. Again, at the Cal-Neva, they were given a tour of Sinatra’s dressing room which is now an office for the banquet staff. The employee that invited them in, said that she felt the place to be very haunted. We were asking her about the upstairs lighting and sound room, as we had heard that the heavy door often shut for no apparent reason, scaring the crews setting up lights and sound systems for shows. She told us that she would never ever go up there. Lisa’s recorder was on while she thanked the lady for her assistance. On the recording, Lisa can be heard saying, “Thank you very much.” Underneath her voice, is a clearly heard paranormal voice saying, ***“Please don’t come.”*** However politely said, it seems obvious someone did not want them in the sound and lighting room!



(c)butler2004_please_dont_come.mp3

Listen at: atransc.org/wp-content/uploads/2016/09/cbutler2004_please_dont_come.mp3

“Thank you very much.” *“Please don’t come.”*

Here is a typical EVP so that you will know what to look for on your recordings. Listen very closely. Headphones would help. You can hear the faint reply, **“Jason.”** This is the raw soundtrack recorded with a digital recorder.



(c)butler2002_-jason.mp3

Listen at: atransc.org/wp-content/uploads/2016/09/cbutler2002_-jason.mp3

“Can you tell us your name”? ... **“Jason.”**

Here, the phenomenal utterance, “Jason” has been enhanced by selectively adjusting the soundtrack envelope, noise reduction and amplification.



(c)butler2002_-jason_amplified.mp3

Listen at: atransc.org/wp-content/uploads/2016/09/cbutler2002_-jason_amplified.mp3

“Can you tell us your name”? ... **“Jason.”**

Amplified

Martha Copeland EVP

by Lisa Butler

©Martha Copeland - All Rights Reserved



Martha Copeland with George Wynne

Martha Copeland's daughter, Cathy, transitioned as a young woman. Martha had accidentally left Cathy's dog, Dojo, in the house when she left to go shopping. She had also left her voice activated IC recorder on. No one was in the house except for the animals. Dojo tore up a potted plant and made a great mess. You can hear an EVP from Cathy as she scolds the dog saying, *"Doja No."*



(c)martha_copeland2004-doja_no.mp3

Listen at: atransc.org/wp-content/uploads/2016/07/ccopeland2004_doja_no.mp3

"Doja No."

Martha was repeatedly recording the voice of a grumpy old man. She decided that it might be her grandfather. When she asked, “Can you tell me the grump’s name,” you hear the sarcastic response, ***“Tell her it’s Satan!”*** The “Tell her it’s Satan” portion has been amplified.



(c)martha_copeland2004-tell_her_its_satan.mp3

Listen at: atransc.org/wp-content/uploads/2016/09/ccopeland2003_tell_her_its_satan.mp3

“Can you tell me the grump’s name”? ... ***“Tell her it’s Satan!”***

Our Introduction to Faces in Light Reflected from Water

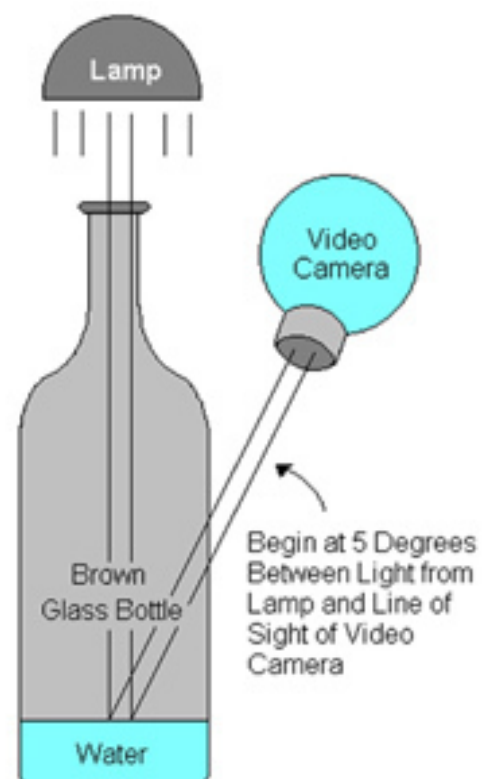
by Tom and Lisa Butler

Visual ITC can be encountered in many different ways. The common denominator is the availability of chaotic light somewhere in the field of view of a camera. For instance, the video feedback loop is used as a chaotic light generator. As you will see below, light reflected from many different surfaces is also chaotic, and when closely examined in photographs, may support phenomenal images.

This example was collected by Arthur Soesman using what is sometimes referred to as the Arthur Soesman method. It is illustrated in the accompanying picture (right). In this technique, the bottle is partially filled with liquid and then agitated while a picture is taken of the surface of the water.



In the picture, you can see the face of a man inside of the red square. ©Arthur Soesman - All Rights Reserved

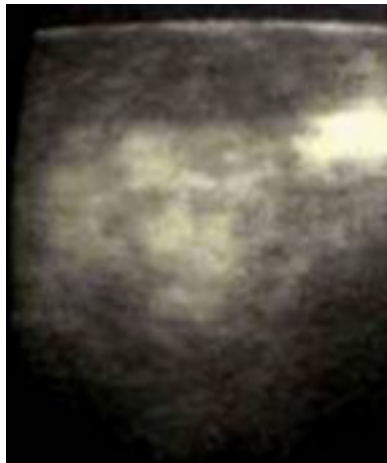


Phyllis Delduque Visual ITC

©Phyllis Delduque – All Rights Reserved

Phyllis Delduque is a Brazilian researcher who has been working with ITC since 1998. She works with both voices and images. She told us that ITC not only changes one's ideas about the continuation of life but also transforms the consciousness of the individual. Her contacts from the other side share teachings as well as messages from friends and relatives who have already gone to the other side of life. Phyllis feels that the majority of what she receives through ITC is related to spiritual mediumship with the other factors being the equipment and methodology.

Phyllis has a blog with examples at transcomunicaoinstrumental.blogspot.com



Please note that Phyllis worked with Paulo Cabral between 1998 and 2007 when Paulo made his transition. The Video loopback pictures below were recorded by them.

Sarah Estep EVP

by Tom and Lisa Butler

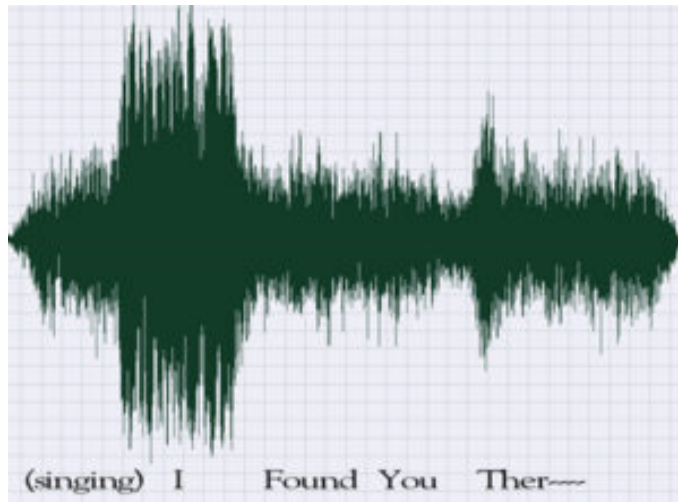
The following examples have been recorded by Sara Estep, the founder of AA-EVP (now the ATransC). She usually used an audio tape recorder and external sound source; however, she also has had great success recording in the field with little more than a simple hand-held cassette recorder.

- Sarah asked, “Were you aware that I was on the porch last evening when I went out there?” Answer, “***I found you there.***” This is a singing voice.



(c)sarah_estep1986-i_found_you_there_mono.mp3

Listen at: atransc.org/wp-content/uploads/2016/09/cestep1985_I_found_you_there.mp3



- As Sarah begins recording, someone said, “***That is your girl.***” This is taken from the reverse side of the tape—you can hear Sarah’s voice in reverse followed by a singing voice.



(c)sarah_estep1988-that_is_your_girl.mp3

Listen at: atransc.org/wp-content/uploads/2016/09/cestep1985_that_is_your_girl.mp3

An entity said, ***“Death no more a casket.”***



(c)sarah_estep1985_death_no_more_a_casket.mp3

Listen at: atransc.org/wp-content/uploads/2016/09/cestep1985_death_no_more_a_casket.mp3

- Sarah had been sitting in her office reading the night before this recording was made. She noticed a black and silver object spinning about a foot off the floor, several feet from her. It was in view for about two seconds. The following morning, she asked what the object was. On the reverse side of the tape, a voice replied, ***“We’re down beside ya.”*** You can hear Sarah’s voice in reverse followed by a male voice.



(c)sarah_estep1985_were_down_beside_you.mp3

Listen at: atransc.org/wp-content/uploads/2016/09/cestep1985_were_down_beside_you.mp3

- Sarah has taped in many places that would be considered to have ghosts. This voice was recorded at Point Lookout, a haunted lighthouse in Maryland. It was used during the Civil War as a prison camp. ***“I was seeing the war.”***



(c)sarah_estep2000-i_was_see_the_war.mp3

Listen at: atransc.org/wp-content/uploads/2016/09/cestep1985_i_was_seeing_the_war.mp3

Please read before emailing us about this EVP: It is interesting that we have had several messages from visitors to this site that have wanted us to know that they hear the EVP we call, ***“I was seeing the war,”*** in other ways. For instance, ***“I was seeing the water”*** or ***“I will see you no more.”*** We can understand how these alternative interpretations are possible. Sarah was in a lighthouse that was used as a Civil War hospital, and it is natural for her to have been looking for a Civil War related interpretation. Someone

listening to the EVP in a different setting could very easily hear the utterance in a different way. Sarah has given her permission for Universal to use this example with the interpretation that better supports the story in *White Noise*. We do not know who the person is to which Universal attributes the voice.

The Butler's were on-site for a television program and standing in front of the video camera for an interview. On cue, the "***I was seeing the war***" example was played over a pair of very large studio speakers that were on the floor directly behind them. There was no doubt that there was a "ter" sound at the end of the utterance. This might be a good example of how EVP are not made like normal voice, and how they are listened to has a lot to do with how they are understood. See the online listening trials report for a discussion about this.

- Sarah asked entities how they can locate her when she is sitting at her tape recorder. Answer "***I found the link.***"



(c)sarah_estep1985_I_found_the_link.mp3

Listen at: atransc.org/wp-content/uploads/2016/09/cestep1985_I_found_the_link.mp3

- Sarah was apparently in contact with the great composer, Beethoven for many of her experiments. Here is one saying "***Ludwig.***" You first hear Sarah introducing the example. This is a Class C example and would not normally be exhibited except for its historical value.



(c)sarah_estep-1982-2000-beethoven-ludwig.mp3

Listen at: <http://atransc.org/wp-content/uploads/2016/09/beethoven-c1982-2000estep-ludwig.mp3>

- In this example, you hear Sarah introduce the EVP and then the EVP: "***You have the famous Beethoven.***" It is repeated after about a half second of silence. Some of the noise has been removed in the repeat. This is a Class C example and would not normally be exhibited except for its historical value.



(c)sarah_estep1982-2000-you_have_the_famous_beethoven_repeat.mp3

Listen at: http://atransc.org/wp-content/uploads/2016/09/beethoven-c1982-2000estep-you_have_the_famous_beethoven_repeat.mp3

- Sarah recorded an EVP stating that Beethoven would play music for her that evening. Even though there was a thunderstorm underway, she recorded and you will hear the **resulting music**. You also hear Sarah speaking over the music at one point, and also the sound of thunder. Remember that she could not hear the EVP as she recorded it.



(c)sarah_estep1982-2000-complete_beethoven.mp3

Listen at: http://atransc.org/wp-content/uploads/2016/09/beethoven-c1982-2000estep-complete_music.mp3

The complete Beethoven EVP

Transcommunication Via Telephone Calls

by Tom Butler

Copyrighted Material

Previously published in the Spring 2012 ATransC NewsJournal

(Updated 12-12-2013)

Transcommunication via telephones has been around for years. In their groundbreaking 1995 book, *Hello From Heaven*, Bill and Judy Guggenheim (after-death.com) identified twelve of the more common types of After Death Communication (ADC). One was telephone calls, about which they wrote:

“These ADCs may occur during sleep or when you are wide awake. You will hear a phone ringing, and if you answer it, your loved one will give you a short message. Two-way conversations are possible. His or her voice will usually be clear but may seem far away. If you are awake, you will probably not hear a disconnect sound or a dial tone when the call is completed.”

Please note that the ATransC has not received official permission to use it here and is doing so with the hope that the owner will contacts the Association to provide background information.

Possible Cellphone Message from a Person Still in the Physical

Shortly after an appearance on the Montel Williams Show, the Butlers were contacted by one of the show’s staff, asking for an opinion about a cell phone message a viewer had submitted. They were told the woman was sleeping in one room and her husband, John, was sleeping in another. They were also told that he was snoring rather loudly.

The first part of the recording is a confusing sound similar to the sound of quickly turning a radio dial between a strong station and noise. During that sequence, a woman’s voice can be heard to

saying “*speak*,” something about “*Johnny*,” “*John*” and several unintelligible words, all intersticed with bursts of noise and short intervals

of relative quiet. The last of these sounds are shown in part (1) of the waveform to the right.



MontelWilliams-CellPoneEVP-raw.mp3

Listen at: atransc.org/wp-content/uploads/2016/09/MontelWilliams-CellPoneEVP-raw.mp3

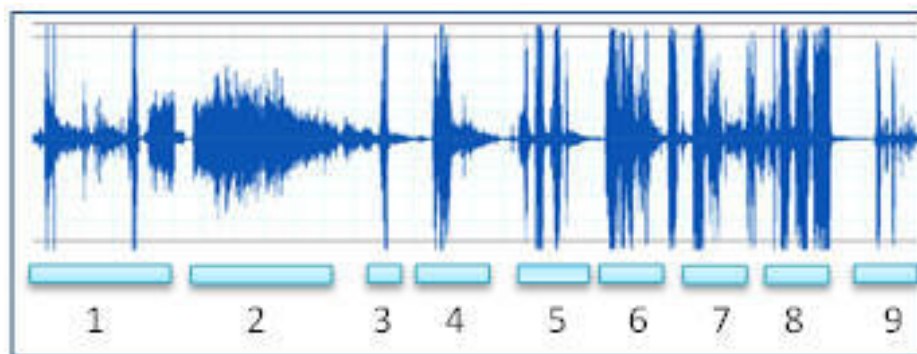
“Johnny” raw file



MontelWilliams-CellPhoneEVP-LastPart.mp3

Listen at: atransc.org/wp-content/uploads/2016/09/MontelWilliams-CellPhoneEVP-LastPart.mp3

“Johnny” part discussed below enhanced



As if the intelligence controlling the signal finally found the right frequency, there is a strong burst of noise (2) which tapers off to relative silence and a woman’s voice says *“Johnny”* (3). This is followed by the same voice singing *“Johnny, I’ve got Johnny in my ear, in my ear, in my ear.”* (4-8) After this, you hear the telephone company announcement that the message is complete.

Even though we provided a detailed analysis of the recording, the Montel Williams staff did not respond to our questions and we do not know who made the recording. It is a very interesting example and we would like to know more about it. We are interested in receiving other examples.

Other examples have many of the same characteristics as the Montel Williams example, leading to the speculation that the study of these

messages might shed light on a form of transcommunication that is not normally experienced with transform or opportunistic EVP.

Characteristics

As the Guggenheims described telephone call ADCs, the voice typically sounds “far away.” Other characteristics include:

- The circuit often sounds hollow as if there is a little echo, but echo that is unstable as if blown by the wind.
- There is often a “tuning in” or “breaking in” of the signal. As in wave shape (2) in the figure, this “tuning in” is heard as a gradual suppression of noise and momentary emergence of a coherent signal.
- Both in the Montel Williams example and in the one sent by the website visitor, speakers often seem to be speaking near the limit of their vocal range as if trying to project their voice to be heard.
- The message is not always personal or even meaningful to the receiver. As with the Montel Williams example, the message is more like the subconscious musing of a sleeping wife.
- In the calls referred to in the article on Bobby (page 3) received by the Michael Hauser family, the calls came first on an answering machine and then showed up as coming from various family members’ cell phones without any physical record of them coming from those phones.
- In other examples that we have received, there are no telltale telephone circuit sounds. The calling number may be shown but the calling telephone is turned off or broken, again leaving no evidence the call was made by that device.

These characteristics lead to the speculation about some form of discontinuity in time, much as Ken Webster described in his book, *The Vertical Plane*. In that book, he reported a spontaneous series of messages in 1984 from a person living in the past, and later, a person living in the future—all via his low-tech computer. *

Are some of the telephone calls evidence of a slip in time, rather than messages from people on the other side? If some of the messages are via

slips in time or even slips in space, are trans-etheric messages (EVP and the telephone calls from loved ones) made possible by the same technology? Some EVP are clearly communications from transitioned loved ones, but some are also from people still in the physical.

This is one of the reasons we speculate in the [Implicit Cosmology](http://ethericstudies.org/implicit-cosmology) (ethericstudies.org/implicit-cosmology) essay that our personality is always in the etheric—whether we are still in the physical or transitioned to the other side. If this is true, then all phenomena involving subtle energy are probably a trans-etheric influence. Considering this, then do all of the messages Alison is recording—slips in time and normal EVP— involve the same technology?

It is interesting to speculate about these phenomena, but there is considerable work that needs to be done before we can speculate with any authority. More telephone call examples need to be studied and it would be nice to receive more examples of messages that seem to be from the past or from time slips. On her part, Alison has agreed to work with scientists to better understand the nature of her communication but that would need funding and qualified scientists to carry out the work. And as always, what our members are interested in studying does not even come close to what mainstream science is interested in studying. The issue of money continues to be our biggest problem with research.

Let us know if you have other examples or ideas that might further our understanding of these phenomena. The website article will also ask for input and you can use that as a reference.

* Senkowski, Ernst, (1995) [Instrumental TransCommunication](http://worlditc.org/c_07_senki_f_content.htm#F-38), (worlditc.org/c_07_senki_f_content.htm#F-38) Chapter F-38, WorldITC.org

Tina Laurent EVP

©Tina Laurent – All Rights Reserved

AA-EVP member, Tina Laurent, lives in Wales. As a long-time EVP experimenter, she offers lectures on ghost and paranormal communication. Tina is a considerable authority in the subject.

On the EVP example of Tina's that is offered here, you can hear Tina ask if the communicating entities "Pray to God." She was using a French speaking radio program for background noise, and you can hear the French words as they are remodulated to form recognizable English words. We believe the answer to her question from the entities was, "Of course I pray, the very idea." Look for French words at the beginning of the answer, and then the words turn into recognizable, "*Of Course I pray.*" This is followed by more French words and then ends with, "*The very idea.*"



(c)tina_laurent2000_do_you_pray_to_god.mp3

Listen at: atransc.org/wp-content/uploads/2016/09/claurent2000_do_you_pray_to_god.mp3

Please note that the original sound track has been selectively amplified and filtered. It is the filtering that causes a slight "tinkle" sound in the soundtrack.

ATransC.org Website Preservation Project

Category: Research

Research Index

[Alexander MacRae Experimental Results](#)

[Research Project: Energy Profile of Transform EVP](#)

[Seeking EVP Examples for Study](#)

[Sidereal Time EVP Study — call for participation](#)

[Using Live Voice Input Files for EVP](#)

[Why Has There Not Been More Study of the Paranormal?](#)

[Category: ITC](#)

Alexander MacRae Experimental Results

by Alexander MacRae

Previously published in the Summer 2007 AA-EVP NewsJournal



Alexander MacRae

In 2004, I applied for a research grant to the Bial Foundation to investigate whether or not EVP utterances could be related to questions asked by the EVP experimenter. Also, on the team were Dr. Charl Vorster, a professor of clinical psychology, Jane Boyce and her team of listeners in England and a larger number of listeners in the US.

I wanted to make it as exact and formal as a physics experiment, but problems showed up even before we had properly started. I had devised a list of six standard questions which were asked one at a time, with thirty-second intervals between asking one question and the next. This was done in a standard formal way, with good, quite loud voice projection. One of the questions was, “What is your name?” So, I’d ask:

Question (loudly spoken): *What-is-your-name?*

The reply surprised me. It sounded like the streetwise NYC cat in the cartoon series, Top Cat.

Response: *“Who wansta know?”*

Another time when I asked the same question, I got the same type of response.

Question (loudly spoken): What-is-your-name?

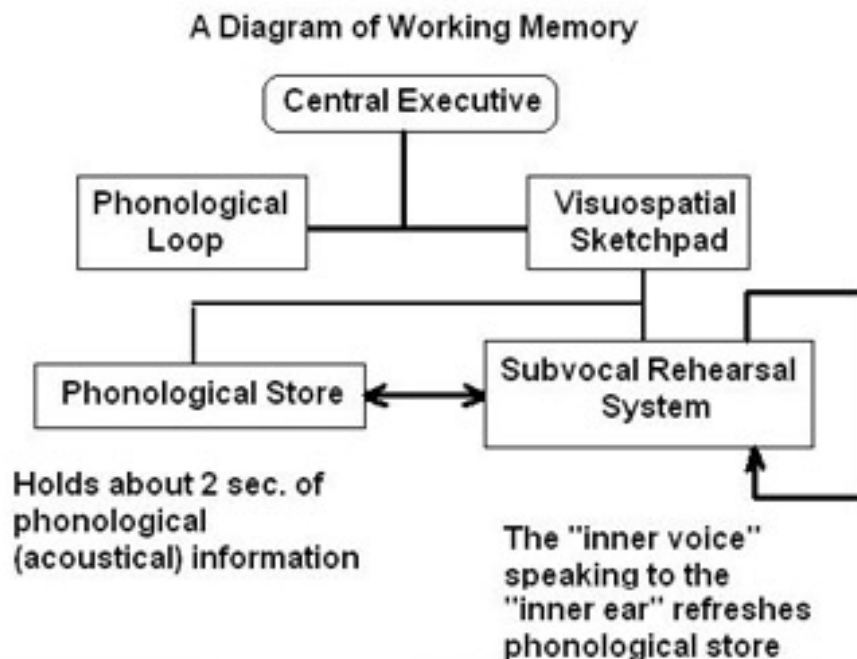
Response: *“Stop shoving me around”*

What on earth was going on?

Eventually I realized that the questions must have sounded like an interrogation, like a questioning authority. *“My golly,”* I thought, *“these are sentient entities. They are sensitive to what I say, or at least, to the way that I say it.”*

So, the question was modified to, *“Would you mind telling me your name?”* and the intentionality was toned down, so it just sounded kind and interested and casual. And the results were good.

There were four sessions in March 2005 and a good percentage of the responses were in context and in the right thirty-second timeframe. Already the point was proven!



But in April we began to lose some of the response categories. There were no in-context responses to some of the questions. Were they losing

interest in those questions?

Even stranger, however, was the fact that there were one or two *in-context responses* that occurred BEFORE the questions were asked.

In May, there were some more anticipatory responses. In fact, you could see the trend growing from late March until early May. More and more answers came before the question was asked. So, were the entities not just sentient but precognitive? Or had they just learned what was going to happen?

Later, it looked as though it was just an experimenter effect. Two more things were happening. The number of responses was growing rapidly, month on month, but the number of in-context responses was decreasing. The responses were becoming more meaningless.

But then, as the months went by, it was noticed that, though the responses had ceased to relate to the questions asked, they were actually relating *to each other*. Here is a made-up example:

1st voice: I'll never see John again.

2nd voice: You never liked him anyway.

3rd voice: You can talk, loser.

4th voice: Stop your noise. Give me peace.



MacRae's research workstation. Richard Cairns is seated at the left and Gillian Morris is at the right.

Trying to make sense of this required a great deal of analysis, and I will try to compress this, in what follows.

The present understanding is that a part of the brain called the phonological loop is involved. Centuries ago, without the knowledge that we have nowadays about neural networks, the Swedish scientist Emmanuel Swedenborg, wrote that the speech of spirits was characterized by being rapid and rhythmic. (Spiritual Diary by Emanuel Swedenborg), and early EVP research, too, typified EVP as being speeded up and rhythmic.

My own first research showed that, based on many examples from other people, the length of an EVP utterance was typically less than two seconds. This observation was corroborated in Europe by Ernst Senkowski and Carlo Trajna. Coincidentally, it so happens that the size of the working memory in the part of the brain called the phonological loop is around two seconds.

The above diagram is based on the Introduction to Experimental Psychology course at McMaster University, Canada. Notice the use of the terms “inner ear” and “inner voice.”

The recognition of sound patterns goes way back on the evolutionary tree and is crucial to survival. You’d better recognize a lion’s roar, and quickly, if you don’t want to end up as its lunch. Recognition had to be exact and it had to be fast. And this is still true of the sound-pattern recognition system that we call speech.

The recognition process occurs through rapid recycling of the speech pattern through the phonological loop. As the memory storage to do this is only two seconds long, the empty spaces between words are “a waste of space,” and so these intervals are compressed to a standard shortness; “formatted,” to borrow a computer word. This means that the “inner speech” has a regular beat which is staccato or rhythmic. And it is shortened in time; “*speeded up*” is the usual term used.

In other words, there is a 100% correspondence between “inner speech” and EVP. The implication is that for EVP, you still need an actual person around. The way that Swedenborg put it, hundreds of years ago:

Human speech passes in through the ear, by an external way, by means of the air; but the speech of spirits does not enter through the ear, nor by means of the air; but by an internal way, into the same organs of the head or brain. Consequently, the hearing is the same. (Arcana Coelestia (Paragraph 1635) by Emanuel Swedenborg)

...it is spiritual ideas which constitute their speech. When these inflows into man's memory they excite words corresponding to the ideas and the like, which man has in his memory. (Spiritual Diary (Para 2138) by Emanuel Swedenborg)

So, you could say that EVP, like mediumship, needs a participating person to work. You could call it Electronic Mediumship (EM). How inner speech gets from the brain to the EVP equipment is a remaining puzzle, but one that we are looking into.

Once again, thanks to all who participated in the Bial Project, it has led to a big advance in our understanding of EVP.

Research Project: Energy Profile of Transform EVP

This study is suspended due to lack of participation

proposed by Tom Butler

Previously published in the Summer, 2013 *ATransC NewsJournal*

The study began with: [Seeking EVP Examples for Study](#), (atransc.org/compare-transform) ([This book](#))

Abstract

The propose of the article, with is to issue a call for transform Electronic Voice Phenomena (EVP) examples in the form of an audio output file containing the EVP and a file containing the environmental sound and/or sound used as input for voice formation. Both files must be so configured as to allow side-by-side comparison from a marker sound. The examples will be analyzed in an effort to find a relationship between EVP formation and the energy profile of the sound file which contains the example.

An overview of the various forms of EVP and current theories for transform EVP formation are provided. A hypothesis is proposed that transform EVP are formed via stochastic resonance and that the source energy in the form of the message (that which is amplified) is made available by strategically apporting sounds already present in the physical. The study is expected to show a net increase in energy associated with EVP.

Introduction

One of the first questions we faced in 2000 as new directors of the AA-EVP concerned how the paranormal voices of Electronic Voice Phenomena (EVP) are formed. Since any serious study of any phenomenon requires a theory describing the means of its formation, one of our first acts was to draft a theory for EVP formation.

Early efforts to model EVP were confused by the different technologies being used to produce the phenomenal voices. Stefan Bion ([1](#)) developed EVPmaker which depends on the psi influence on a random process to select prerecorded voice fragments to produce EVP. Frank Sumption ([2](#)) introduced radio-sweep, which depends on bits of fortuitously occurring radio broadcast sounds to produce EVP. More recently, Bill Chappell ([3](#)) developed devices for EVP that depend on environmental energy changes to select words or voice fragments to produce EVP.

Ordinary audio recorders have been used since the discovery of EVP in 1959, and EVP examples produced by them are an often-studied form of EVP. Listening panels consistently rate audio recorder EVP higher than those collected with other technologies. ([4](#))([5](#))([6](#)) Since the examples collected with a recorder have been shown to be formed out of available background noise, they are referred to by ATransC as “transform EVP.”

At the turn of the century, Alexander MacRae, ([7](#)) Paolo Presi ([8](#)) and Daniele Gullà ([9](#)) were amongst the few people conducting studies of EVP using scientific methodology. Based on that early work, it was possible to compile a list of common characteristics exhibited by EVP which is still used today. ([10](#))

Functional Areas of a Recorder

It may be useful to first have a picture of the functional areas of an audio recorder. In Figure 1, the left triangle represents the input amplifier for a typical digital voice recorder. Because the sound received from the environment is necessarily analog, the input stage is also analog. The diagram equally applies to a computer being used as a recorder with microphone and speakers.

Figure 2 shows the basic parts of all analog stages. Note the feedback loop used as a gain control. This circuit is designed to promote stability and signal quality. It often involves threshold limits that, like the squelch control for CB radio, is capable of introducing instability in the signal flow if not correctly designed.

The Analog-to-Digital conversion process (A/D) is shown in Figure 3. Note in Figure 1 that the input amplifier is connected directly to the A/D stage, and that the output of the A/D is digital in the form of binary words

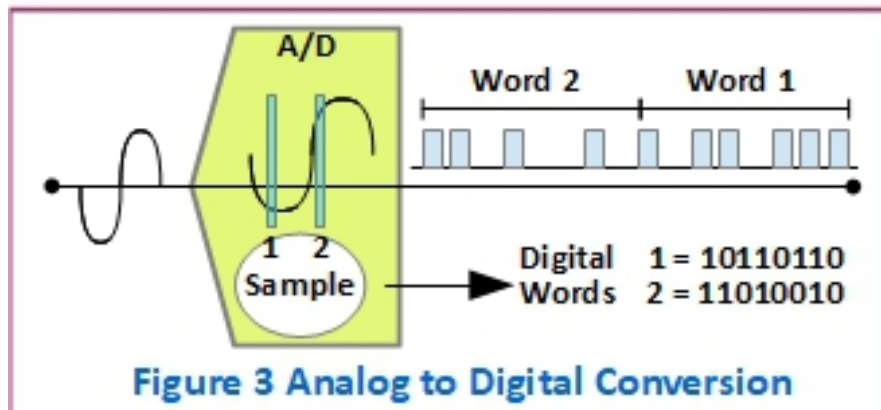
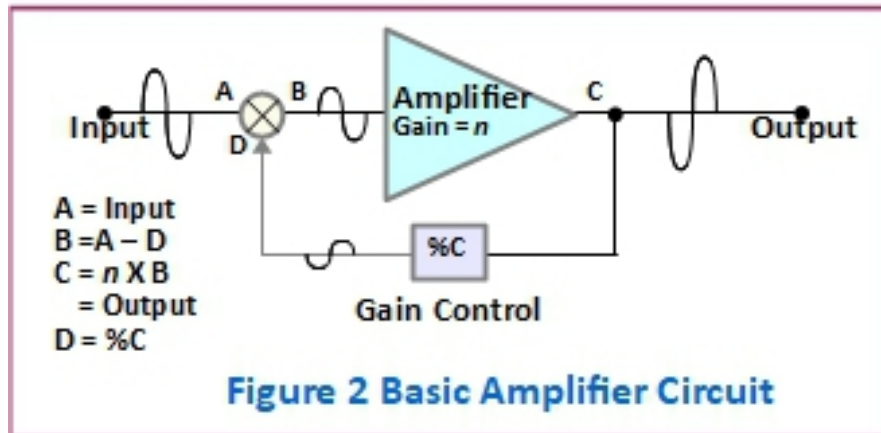
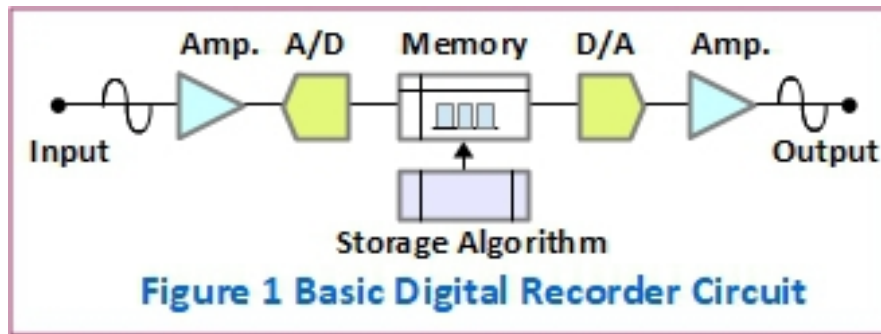
which represent the amplitude of the signal and when in time that amplitude was measured.

Design of these components is usually based on the *principle that information about a sine wave can be digitally stored and the wave can be later reproduced with only two samples. Voice is in the 5 Hz to 4 kHz range which can be reproduced with a sample rate of 8 kHz.*

This design approach also means that recorders can only record what can be sampled. A digital voice recorder such as a Panasonic RR-DR60 with a sample rate of 8 Khz will only record up to 4 Khz sound. Music-quality recorders should have a sample rate of at least 44.4 Khz and record up to 22 Khz. In practical terms, the average digital recorder is incapable of recording audio that is outside of normal hearing.

Note also in Figure 3 that the digital words representing each sample are pulses rather than an analog wave. Each word has start and stop pulses which allows the internal computer program to know where the word belongs in the sound stream. Any other digital word, say from a cell phone, cannot be confused with words in the recording device.

What this means is that stray radio waves cannot be detected in the digital stage. It is possible for AM radio to be detected by the input amplifier and included in the conversion to digital; however.



Active, Nonlinear Regions

A typical electronic circuit consists of resistors, capacitors, inductors, diodes and transistors. Of these, only transistors are used to amplify a signal; they are nonlinear devices, meaning that there may be a gain between the input and the output. The important point is that the region between the input and output where gain occurs is an energetically active region, meaning there is a dynamic change in energy and not just the storage or loss of energy. This region may be where the telekinetic psi

influence is able to produce changes in ambient noise to produce the voices of EVP.

The presence of active regions is important because all of the theories for how EVP are formed depend on a nonlinear, active region. It is also important because the physical processes in these active regions are near quantum scale, which is the level of granularity that is possibly required for detection of psi influences.

Single Point of EVP Injection

Evidence indicates that transform EVP are formed in a single channel of a recorder. For instance, when using a stereo recorder, the EVP will be found on only one side. When using many recorders at the same time, say in a group setting, the EVP will be found on only one of the recorders. This suggests that the information is injected into the circuit at a specific place ... possibly in one of the potentially dozens of transistors in the typical input stage of a recorder.

Transform EVP Characteristics

Common characteristics of transform EVP provide insight about the nature of their formation:

EVP Forms in Analog Circuits

As a general rule, once an EVP sound file is placed in digital memory, it is faithfully reproduced each time it is played. This indicates that EVP formation probably occurs somewhere between the input and the A/D conversion as shown in Figure 1.

Ambient Noise

Evidence indicates that the voice in EVP is formed from available audio-frequency sound. For instance, it is possible to produce layered EVP composed of elf-like voices formed from the high frequency sound of trickling water and more human sounding voices from the lower-frequency sound of a common household fan.

Microphone Not Required

A microphone is not required if the recorder has sufficient internal noise; however, one is useful for introducing additional noise and making a record of the practitioners actions.

Most Useful Sound for EVP Formation

Broad-spectrum audio-frequency sound with many transients (spikes or short pulses) appears to be more effective for voice formation than a steady-state signal with little change in amplitude, phase or frequency. See Figure 4.

Cultural Influence of Content

There appears to be a cultural influence on EVP that is related to the practitioners beliefs or those of an interested observer. In view of this, there appears to be a similarity between coloring of mediumistic messages and EVP; both may share a common process.

EVP are Objective

Blind listening panel tests average 20% to 25% correct understanding of multiple-syllables examples. Questions of illusion, delusion, deception and the ordinary being mistaken as paranormal have been addressed and discarded under controlled conditions.

EVP are Interactive

A question can be asked with the expectation of recording an answer which is appropriate for the circumstance. An important practical application of EVP is the potential to establish meaningful, continuing communication with a transitioned loved one. In such admittedly rare instances, gender, age and the nature of unexpected information in the EVP can be agreed to by uninformed witnesses.

EVP Are Intended Communication

Both the etheric communicator and the practitioners attention is on the recorder during a session, and more specifically, on the microphone or input of the recorder. This understanding is reinforced by the fact that EVP are formed in one channel and possibly in one component.

Transform EVP Hypothesis

This hypothesis is based on the Trans-survival Hypothesis, which is further explained in the Cosmology Series of essays. These articles are available for review in the theory section of ATransC.org. Please contact us if you are unable to access the material online.

(It is important to keep in mind that this is a proposed model designed to explain how EVP are formed. It requires vetting that can only come from you. Please let us know your thoughts and suggestions.)

EVP are conceptual influences which produce objective effects. Any theory explaining their formation must necessarily address both the conceptual (etheric space) of the communication and the objective (physical space). With this in mind, the hypothesis is presented here in three parts:

Morphic Field

The term “morphic field” is suggested by the concept of morphogenesis; morphic is a suffix meaning having a specified shape or form. Fields in this context are conceptualized as subtle energy regions of reality which organize the formation of objects of reality including life forms, physical objects and ideas; thought forms.

A morphic field ([11](#)) is a subtle energy field that defines and causes the organization of component parts of an object into a unit. In biology, it is theorized that this is the guiding principle determining how cells form, each according to its unique purpose. For this to be possible, morphic fields must contain the rules determining which of many possible outcomes will be expressed by biochemical processes for a specific life form but which are common to all living organisms. This selection of possible outcomes may be comparable to the selection of audio characteristics for voice formation.

Morphic fields are etheric rather than physical, and as such, represent the necessary interface between the etheric communicators and the physical recorder for EVP formation. Since they bring order to processes, they are the expression of the persons intention for the process to unfold.

The fields also represent habitual behavior or collective memory of what they represent. In the context of EVP, this memory would tend to assure that the most common expression of something is the easiest. While the momentum of habit is the dominating influence, research indicates ([12](#)) the expression of intention can and does change the field. In that way, the field learns, and once learned, if the result is successful, the influence of the new habit is universally expressed in every instance of the field. In the same way, as EVP becomes easier in one location, it should become easier everywhere.

Stochastic Amplification

As objects of etheric space, morphic fields require a physical process to have a physical effect. Stochastic resonance¹¹ is a physical process by which a weak signal is amplified in a nonlinear system when a large noise background signal is applied. Since a common factor in many forms of trans-etheric influence is the presence of noise, it is speculated that a weak telekinetic influence (the signal) is made stronger via stochastic amplification. In electronic circuits, the active regions of tubes and transistors provide the necessary nonlinear condition for amplification.

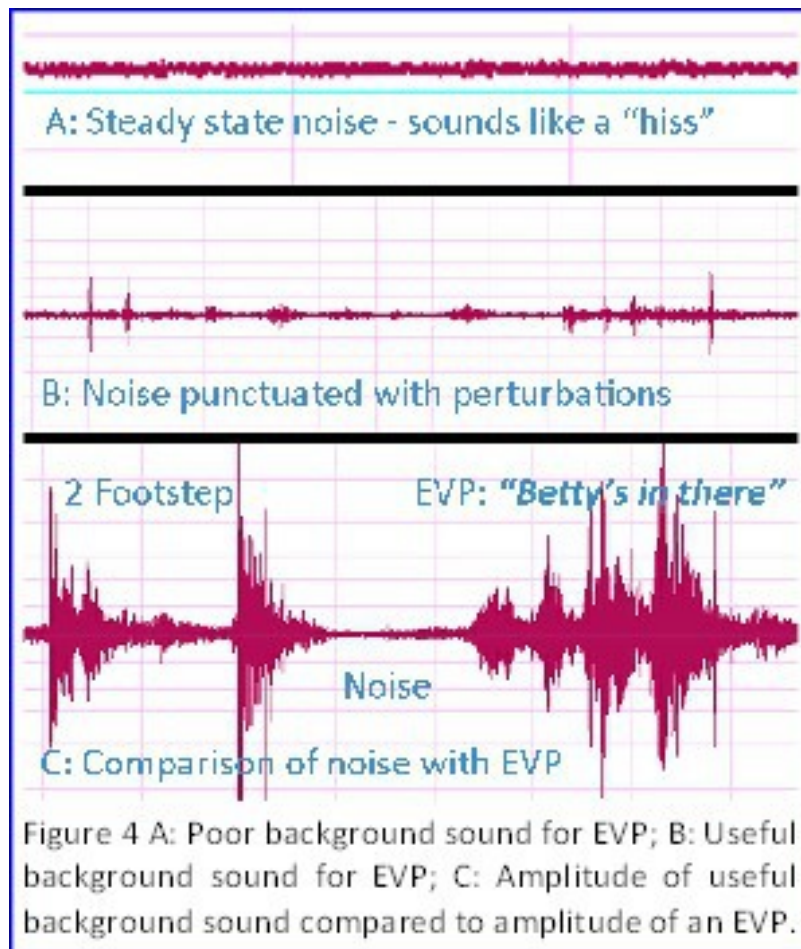
In this theory, a morphic field is thought to represent the weak psi signal, but rather than the signal containing explicit information such as “Hello,” it would contain influences on the stochastic process favoring the selection of audio-frequency energy required to say, “Hello.”

Adaptive Materialization

Some amount of order naturally occurs in noise, which results in a “bunchiness” in reality where one would expect an even distribution. This appears to be true at all scales and is likely due to small variations being amplified via stochastic resonance. EVP formation appears to be affected by this uneven distribution; the optimum background noise for EVP has been shown to be broad-spectrum audio-frequency sound punctuated by short spikes or sharp perturbations in the noise. The words are formed out

of the sound but the spikes appear to be useful to initiate the process. See Figure 4.

Especially considering the nature of EVP, it is evident that trans-etheric influences are energy-limited phenomena. This naturally leads to the question of where the energy comes from in the first place.



Apports are an important class of objective phenomena. They are physical objects found in one part of the physical and transported to another location, usually as a sign or gift. A communicating entity is credited with control of the process, which in essence, is the dematerialization of a physical object, movement of the resulting conceptual information in etheric space and the materialization of the object in a new location.

Apportation is spontaneous and seemingly impossible to study clinically, so little is known about possible ways it may manifest. However, there is evidence that the basic process is common to Instrumental TransCommunication (ITC). Some examples of paranormally produced

photographs of the other side resemble physical locations enough to bring accusations of fraud. Some examples of visual ITC look very much as if they are based on available photographs. In EVP, there are examples that appear to have been taken directly from existing sound files.

A fundamental concept in the Trans-survival Hypothesis is that a physical person is necessary to provide the conduit through which an etheric influence is made physical. That would argue that the actual words in EVP, as physical objects, must either already be in the physical or be formed via the practitioner—probably as a psi influence.

From the perspective of energy efficiency, it may be more reasonable to hypothesize a form of adaptive materialization as the mechanism bringing the words to the EVP formation process. In that view, it might be simplest to find the required word somewhere in the physical and apport it to the transform process. This would seem to be the only way to produce an EVP containing information the practitioner or an interested observer does not already know. This possibility provides a compelling reason for people to suspend judgment when faced with obvious fraud in things paranormal.

A Study to Determine the Energy Profile of EVP

Because EVP is probably the most available for study of these phenomena, the ATransC has embarked on a research project to determine the energy profile of output file waveforms containing EVP. The objective is to compare the input signals to determine if there is a difference in energy profile, and if so, what may have caused it and where it was caused.

This is the first of a series of studies intended to test the Transform EVP Hypothesis described in this article. To begin, if a change in energy profile can be noted in many examples using sound scientific methodology, then it should be possible to use that foundation of understanding to develop further experiments.

The expected result of this study is to establish the paranormality of EVP based on sound evidence, or to provide the necessary understanding to explain in normal terms how the voices are formed.

Who Can Participate

Anyone able to follow the protocol is welcomed to participate. The Idea Exchange is available for questions and answers, and as always, we are available for questions via email. This first phase will also include a search for confident research practitioners. ([13](#))

Protocol

All submissions should be sent to the ATransC.

- Two sound files should be submitted for each EVP example. One containing the EVP, and if possible, the practitioners voice. The second should be made with a second recorder and contain the ambient noise from which the EVP was formed. A sharp noise or the practitioners voice should mark the beginning of both files. Both files should be less than a minute in duration and should be able to be compared by synchronizing them on left and right channels of a display. (It would help if this comparison file was also submitted.)
- Before submission, examples should be screened by a blind listening panel to help assure they are objective. ([14](#))
- Once sufficient examples have been received, a research facility will be asked to conduct the energy profile study.
- Examples will be screened by the research facility for usefulness in the study. Practitioners might consider using their initial submissions as an interview for participation in further study. Please review the Best Practice for Research Practitioner. ([15](#))

Conclusion

The most important common factor in transcommunication is the expression of intended order in otherwise chaotic systems. This order is hypothesized to be accomplished by way of the ordering influence of morphic fields on physical processes.

A second important common factor is efficiency, as transcommunication is clearly no trivial matter. It is governed by the influence of intention, whether in support as belief, acceptance and willingness to learn, or in opposition as fear, doubt, denial or ideology.

Understanding these influences is central to the understanding of EVP. All indications are that EVP are messages from our discarnate loved ones, but it is not necessary to depend on indications. With predictions based on a well-considered hypothesis and tested with carefully designed experiments, it should be possible to establish not only whether or not EVP are paranormal, but also how they are formed. Since examples of EVP can be collected more or less on demand by confident practitioners, they provide perhaps the most important tool in the etheric studies arsenal for understanding the true nature of our etheric personality, our survival beyond physical death and our continued life in the greater reality.

References

1. Bion, Stephan – EVPmaker, de/evpmaker/index_e.htm
2. Sumption, Frank. “The Box.” *Spirits say the darnedest things*. 2012. pine-tree-lady.proboards.com/thread/9
3. Chappell, Bill. *Digital Dowsing*. digitaldowsing.com
4. Butler, Tom. “EVPmaker with Allophones: Where are We Now?” *ATransC Journal*. atransc.org/evpmaker-study-where-are-we-now/ (Book 2)
5. Heinen, Cindy. “Information Gathering Using EVPmaker with Allophone.” *Association TransCommunication*. atransc.org/information-gathering-using-evpmaker/ (Book 2)
6. Leary, Mark. “A Research Study into the Interpretation of EVP.” *Association TransCommunication*. atransc.org/radiosweep-study2/ (Book 2)
7. MacRae, Alexande. “A Report about Experimental Results.” *Association TransCommunication*. atransc.org/macrae-experimental-results/ (This book)
8. Presi, Paolo. “Italian Research in ITC.” *Association TransCommunication*. atransc.org/presi-il-laboratorio/ (Book 2)
9. Daniele Gullà. “Computer–Based Analysis of Supposed Paranormal Voice.” *Association TransCommunication*. atransc.org/gulla-voice-analysis/ (Book 2)
10. Butler, Tom. “Characteristic Test for EVP.” *Association TransCommunication*. atransc.org/characteristic-test-for-evp/ (Book 2)

1)

11. Sheldrake, Rupert. "Morphic Resonance and Morphic Fields: An Introduction." *Rupert Sheldrake*.
sheldrake.org/research/morphic-resonance/introduction
12. Sheldrake, Rupert. "An experimental test of the hypothesis of formative causation." *Rupert Sheldrake*.
sheldrake.org/research/morphic-resonance/an-experimental-test-of-the-hypothesis-of-formative-causation
13. McDonnell, Mark and Abbott, Derek. "What is Stochastic Resonance?" *Plos Computational Biology*, 2009, nlm.nih.gov/pmc/articles/PMC2660436/
14. "Best Practice: Witness" Panel, *Association TransCommunication*. atransc.org/witness-panel/ (Book 1)
15. "Best Practices: Research Practitioner." *Association TransCommunication*. atransc.org/research-practitioner/ (Book 1)

Seeking EVP Examples for Study

This study is suspended due to lack of participation

by Tom Butler

See: [The Energy Profile of Transform EVP \(atransc.org/transform-evp-study/\)](http://atransc.org/transform-evp-study/) (This book)

ATransC is seeking examples of Transform EVP that can be compared to supplied background sound so that the difference in waveform can be clearly demonstrated.

Objective

It is well-known that EVP are formed by transforming available audio-frequency energy to produce the intended voice. Current theory holds that the transform process is the result of [stochastic amplification](http://ethericstudies.org/glossary-of-terms/#Stochastic_Resonance) (ethericstudies.org/glossary-of-terms/#Stochastic_Resonance) occurring in an active component of the recording device—probably a transistor junction.

If the voice in EVP is formed from background noise, then there should be a detectable difference between input and output of the stage of the recorder in which the transform is thought to occur. For a digital voice recorder, that would be between the microphone and before the memory circuit. A way to test this theory is to use recorded sound as a known background source and comparing the resulting EVP sound file with the same part of the supplied background sound file.

This study is in two parts. In the first phase, the examples provided by website visitors should provide a collection of convincing transform EVP examples. Second, for Phase 2 of the study, if a sufficient number of convincing examples are collected, a research facility will be asked to analyze the examples in an attempt to identify possible anomalous differences in energy profiles between input and output files.

Phase 2 of this study will be expensive and sufficient funding has not been arranged at this time, so Phase 2 will be pending good examples and sufficient funding. Also, it is likely that examples will be needed that have been recorded under more controlled conditions. Assuming this is the case,

Phase 1 of this study should be considered an interview process to select practitioners who are more likely to be able to produce additional examples.

Requirements

You are asked to either use a pre-recorded background sound source or use two recorders.

Once an EVP is recorded that is able to be correctly understood by at least two people without prompting, the sound file containing the EVP with a few seconds of sound file before and after the utterance should be saved with sufficient labeling to distinguish it from others, as:

(c)your_name_year-title. For instance: (c)butler2012-compare_transform.mp3

A second file should be saved containing the portion of the background sound file associated with the EVP example. It is important that a third file be composed, as in the example above, so that both input and output files can be compared as synchronized sounds.

Practitioners wishing to participate in this study should use the contact form at the bottom of each web page to inform us that you wish to send in an example. You will receive the email address to use with our response.

You will retain ownership of the example sound files but will be asked for permission for use of the sound files for the study, and potentially, in articles on this website. ATransC will require your real name, but you may remain anonymous beyond that. ATransC does not share personal information without specific permission from the person.

Participants need not be a ATransC member, but as always, you are encouraged to support the organization via your membership and donations if you think this kind of work is of value to the study of these phenomena.

Hint: It is useful to add some form of marker in the supplied sound file as a beacon so that the input and output files can more easily be synchronized. This is especially important if a steady-state input file is used, such as white noise.

Sidereal Time EVP Study

call for participation

04/ 2017 by Tom Butler

This study is suspended due to lack of participation

Introduction

We are asking you to participate in a study to see if the ease with which you collect Electronic Voice Phenomena (EVP) changes with sidereal time.

Psi functioning studies (ESP, Psychic, Remote Viewing) widely vary in results. This more than expected variability in study results has undermined the repeatability aspect of psi studies and has given support to the *illusion* and *experimenter fraud* of skeptics. Parapsychologists have attempted to model this variability with speculation that psi functioning is need-based, that the researcher might have an unexpected psi influence (experimenter effect) or that the practitioners ability during a study might be diminished because of boredom (practitioner fatigue). None of these have sufficiently accounted for the variability of results.

James Spottiswoode conducted metanalysis on 1,468 psi functioning free response trials while adjusting the time of day the studies were conducted to Local Sidereal Time (LST, Local Star Time), rather than solar time. (1) A pattern emerged from the analysis showing that psi performance was actually more consistent when LST is considered. As the graph below shows, psi functioning performance peaked around 13.5 LST with a four-fold increase over mean performance.

The Implicit Cosmology predicts psi function and the collection of EVP involve the same processes. (2) However, the linkage between psi functioning and collection of EVP is not empirically well established. Determining if there is one might further our understanding of how EVP works and how sidereal time is involved in psi function.

Background

Sidereal time, also known as star time, is based on the motion of the earth relative to the distant stars rather than with respect to the sun, which is known as solar time. A normal timepiece displays solar time. A sidereal day

is about four minutes shorter than a solar day, and a sidereal year is 365.24 solar years.

In 1997, James Spottiswoode published “Apparent Association Between Effect Size in Free Response Anomalous Cognition Experiments and Local Sidereal Time” in the *Journal of Scientific Exploration*, Vol, 11, No. 2, jsasoc.com/docs/JSE-LST.pdf. (1) The ATransC published an article about the sidereal time findings in the Fall 2002 *ATransC NewsJournal*. (atransc.org/sidereal-time-psi-phenomena/) (Book 5) (3).

As of this writing, there has been no definitive explanation as to why or how LST might have an influence on psi functioning. (4) Some studies have shown that the local magnetic field has an effect on psi performance so that decreased intensity of local magnetic field results in increased psi performance. Determining if this magnetic field-psi correlation also applies to EVP will test the Implicit Cosmology.

Sidereal Time EVP Study

The objective of this study is to look for possible relationships between quality and quantity of EVP per session based on sidereal time of day. Magnetic field data are also to be collected if available. Since a large sample is needed, the study is expected to continue for at least a year.

The study is based on the assumption that many people will experience essentially the same effect. As such, and assuming there will be a sufficient number of participants, individuals need not record every day, or even every month.

Study participants are asked to establish a routine of maintaining a record of local solar and sidereal time and local magnetic field at the time of routine EVP sessions. Only Class A and Class B examples are able to be used in this study, and practitioners are asked to use a witness panel. (8)

It is up to the participant to characterize witness panel agreement, if any, and use the report form to register the results of each session. Sessions that do not produce an EVP are just as important to the study, so please report empty sessions as zero Class A and zero Class B.

Please submit the Registration Form below if you wish to participate in this study. Once we have received the registration form via email:

- You will be assigned a four-digit identification number. That number will be used to track your submissions.

- ~~We will register you in the Idea Exchange to enable you to ask questions, offer comments and suggestions. The forum is at atranse.org/forum/forum-50.html.~~

For the duration of this study, you are asked to:

- In a log, routinely record local time, sidereal time, geomagnetism and approximate location during your EVP recording sessions.
- Submit a study report for each session. Our objective is to identify trends based on routine, so report the results of any you consider routine, including field investigations and recording for others.
- Use the Study Report Form to send us a record of each session. Report number of Class A, Class B or a Zero for sessions that did not produce Class A or Class B results. Please use a witness panel. [\(8\)](#)
- Use one form submission for each session and maintain a record of what you submit.

Examples

We are not looking for good examples. The objective is to record the environmental conditions related to good examples. That is the information we will digest into a report indicating if quality and quantity of EVP is influenced by LST and geomagnetism.

Participants are welcomed to post exceptional examples on the Idea Exchange for others to listen to. If you do, please indicate if you are open to critique.

Accepted Form of EVP

Please pay close attention to the kind of example that can be used in this study:

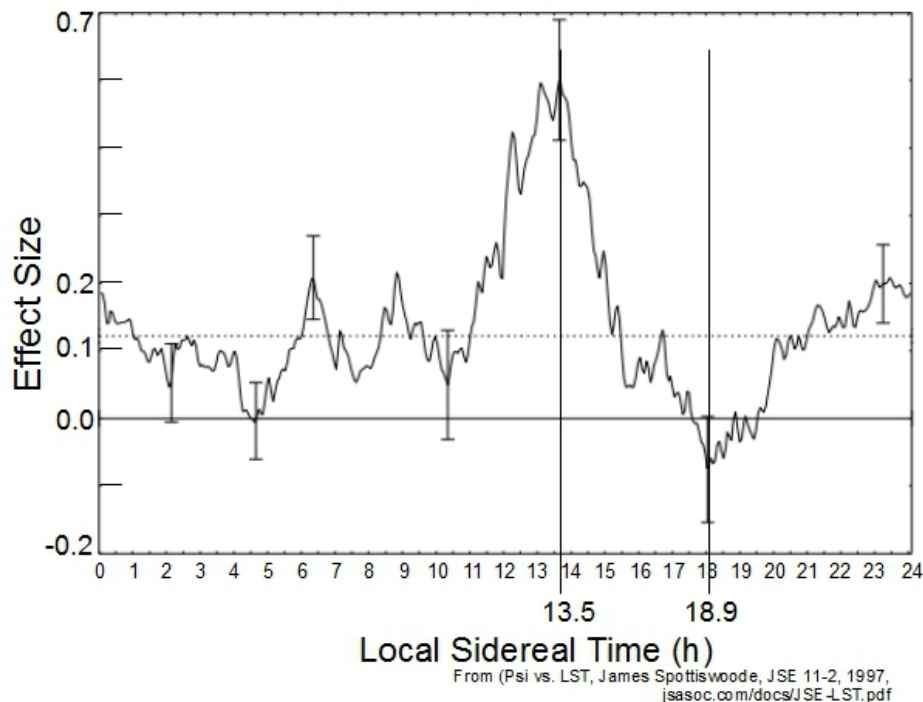
- EVP submitted for this study must be of the [transform type](#). [\(5\)](#)
(Book 1) That is, EVP formed by recording ambient sound and/or [supplied background sound](#) such as that produced by a fan or running water. [\(6\)](#)

[Download EVP White Paper](#)

Download Paper on Recording EVP ([See information about paper](#))

- Radio-sweep technology such as that used in Franks Box, Hacks and Ghost Boxes cannot be used for this study.
- Random access technology such as that used in EVPmaker and devices like the [Ovilus](#) (ghostshop.com) cannot be used for this study.
- EVP formed with any *live voice* technology such as prerecorded foreign-language, reverse voice track and prerecorded speech randomly selected from a database cannot be used. This includes allophones and phonemes. This includes foreign language recordings as well.
- Unless there are extenuating circumstances, examples must contain more than one syllable. An exception might be a response to “What is my brother’s name?” of “John,” when “John” is the expected response. However, a “John” response to “Who is here?” is not acceptable.
- It is okay if the example is in more than one voice.
- Examples should be [Type I Class A or Class B](#). (7)
- Examples should be heard and understood by a majority of a [witness panel](#). (8)

Mean effect size versus local sidereal time for the entire data set



Since we are not asking for the actual recording, it is necessary that we depend on your self-reporting. However, please do retain all examples you report on, as we may be asked to supply all raw data for further study.

Resources

Of course, we are available to answer your questions. Unless you have a personal issue, please use the Idea Exchange.

- It looks like the *Magnetic Field Calculator* at ngdc.noaa.gov/geomag-web/#igrfgrid is useful. If you wish to use a smartphone app, there is also a Citizen Scientist project being conducted by NOAA testing cellphones for geomagnetic measurements here:

ngdc.noaa.gov/geomag/crowdmag.shtml. They provide both an Android and iphone app.

References

1. Spottiswoode, S. James P. "Apparent Association Between Effect Size in Free Response Anomalous Cognition Experiments and Local

- Sidereal Time.” *The Journal of Scientific Exploration*. Society for Scientific Exploration. 1997. jsasoc.com/docs/JSE-LST.pdf
2. Butler, Tom. ”Implicit Cosmology.” *Etheric Studies*. 2016. ethericstudies.org/implicit-cosmology/
 3. Butler, Tom and Lisa. “Sidereal Time and Psychic Phenomena.” *Association TransCommunication*. 2002. atransc.org/sidereal-time-psychic-phenomena/. (Book 5)
 4. Ryan, Adrian. “Physical Correlates of Psi.” *Parapsychology: A Handbook for the 21st Century*. Editors, Etzel Cardeña, John Palmer and David Marcusson-Clavertz, McFarland. 2015. ISBN 978-0-7864-7916-0. eBook ISBN 978-1-4766-2105-0. Amazon.com
 5. Butler, Tom. “The Formation of EVP.” *Association TransCommunication*. 2009. atransc.org/evp-formation/. (Book 1)
 6. Butler, Tom. “ATransC White Paper on Transcommunication.” *Association TransCommunication*. 2014. atransc.org/itc-white-paper/. ([See info on book](#))
 7. Butler, Tom. “Classifying Phenomena.” *Etheric Studies*. 2016. ethericstudies.org/classifying-phenomena/.
 8. Butler, Tom (et al). “EVP Witness Panel.” *Etheric Studies*. 2013. ethericstudies.org/witness-panel/.

Why Has There Not Been More Study of the Paranormal?

by Tom Butler

A 2005 Gallup survey shows that just about three in four Americans believe in the paranormal. So the question that needs to be asked is, “With such a large percentage of our population interested in the paranormal, why has there not been more study of the paranormal?” The scientific community is largely funded with public money. For instance, the US Department of Energy Office of Science, NASA and National Science Foundation each received \$62.5 million, much of which is earmarked for education.¹ Tuition fees do not cover the cost of universities and public funding is required. This means that science degrees are subsidized by the public.

The [National Science Foundation](http://www.nsf.gov/statistics/seind06/c7/c7s2.htm) (NSF) (nsf.gov/statistics/seind06/c7/c7s2.htm) is a department of the Federal Government chartered to advance the national health, prosperity and welfare by way of funding research and development. It is funded by the public at the annual rate of around \$7 billion. Yet according to the NSF in the 2006 annual Science and Technology report, A recent study of 20 years of survey data collected by NSF concluded that many Americans accept pseudoscientific beliefs, such as astrology, lucky numbers, the existence of unidentified flying objects (UFOs), extrasensory perception (ESP), and magnetic therapy (Losh et al. 2003). Such beliefs indicate a lack of understanding of how science works and how evidence is investigated and subsequently determined to be either valid or not.²

“Losh et al” is a reference to an article in the [Skeptical Inquirer](http://www.skepticalinquirer.com). (redorbit.com/news/science/17907/what_does_education_really_do/) A further comment about “pseudoscientific beliefs” is based on a reference from the Committee for the Scientific Investigation of Claims of the Paranormal (CSICOPS) now known as the [Committee for Skeptical Inquiry](http://www.csicop.org). (CSI) (csicop.org), which states: According to one group studying such phenomena, pseudoscientific topics include yogi flying, therapeutic touch, astrology, fire walking, voodoo magical thinking, alternative medicine, channeling, psychic hotlines and detectives, near-death experiences, unidentified flying objects and alien abductions, the Bermuda Triangle,

homeopathy, faith healing, and reincarnation. The celebrity skeptic, James Randi, is one of the founders and is the publisher of the *Skeptical Inquirer*.

According to the NSF, “the federal government provided 59% (\$32.6 billion) of the \$54.9 billion of academic spending on S&E R&D in FY 2009.” and “In FY 2009, the federal share of support for all academic research equipment funding was 55%.” and “Throughout the 1973–2008 period, fewer than half of full-time S&E faculty received federal support, whereas the share of postdocs who received federal support was more than 70%.”³

So, the answer to the question is that the organizations we are paying to help us understand and live with nature are the same ones that think we are uneducated about these subjects and misguided. Well, it is actually worse than that. The publicly funded organizations such as universities and the NSF are also very much aligned with the skeptical community which is determined to protect the intellectually naive masses (that is three in four Americans) from belief in anything that is not specifically supported by mainstream science. Their assumption is that “if it is not accounted for in mainstream science, it is impossible and therefore cannot be.” The skeptical community has little or no research supporting their view of frontier subjects such as EVP and mediumship, so the net result is that they win their point by being the dominant group and discrediting research that does support the subject. In a very real sense, social pressure brought by the skeptics to potential research donors and scientists has and continues to prevent research that might prove or disprove our hypotheses. That is simply stopping progress to preserve the status quo.

One technique used to discredit a subject such as psi functioning is to put it in the same group as belief in a flat earth and the moon landing conspiracy theories. If one must be seen as unlikely, then all must be equally unlikely. But there is another factor involved in the success of the skeptical community. Many of the concepts involved in psychic ability (psi functioning) and survival are shared by religions. This leads to people thinking of such concepts as ghosts in religious terms such as demons and possession, rather than in terms of what is empirically supported. In his short essay, *The Fallacy of Paranormal Democratic Science*, David Wood* explores the idea that some people assume knowledge of a subject by ignoring those who are possibly more experienced. The real answer to the

question might be that we are not very clear about what we believe. (**Essay has been removed from David's website.*)


Psi studies are fairly well represented by parapsychology. It is true that parapsychologists are shunned by mainstream science, but they at least have a culture of collaboration and peer-reviewed journals. There are even doctoral programs in some universities. Parapsychology claims to study survival, but other than reincarnation, near-death and out-of-body experiences, that community shuns etheric studies as much as mainstream science shuns them.

The skeptical community will only change its mind about survival of personality if mainstream science begins to openly study the evidence and conclude that the evidence indicates a real effect, rather than our delusion. Mainstream science will not study our subject if we do not present it in a rational manner. Making research funds available for projects conducted with good science is one way that we can attract mainstream science, but the most important thing we can do is to develop a community in which evidence-based reports are held in high regard, and collaboration amongst researchers is seen as a natural part of learning. It is important that we learn how to talk about our subject so that we can accurately report our experiences and research results. Peer review will only be possible when we learn to respect knowledge. If we do not develop the culture of a scientific community, there is little hope that we will gain the respect of mainstream science.

You are a member of this community and in a very real sense, you control if or when our field will attract serious research. Learn all you can; avoid assuming knowledge.

1. American Institute of Physics, "Success: President Signs Bill Providing Additional Science Funding." aip.org/fyi/2008/072.html
2. National Science Foundation, "Science and Engineering Indicator 2006: Chapter 7: Science and Technology: Public Attitudes and Understanding, nsf.gov/statistics/seind06/c7/c7s2.htm Reviewed 30 December 2012
3. National Science Foundation, "Science and Engineering Indicator 2012: Chapter 5: Academic Research and Development: Financial Resources for Academic R&D," nsf.gov/statistics/seind12/c5/c5h.htm Reviewed 30 December 2012

Books Published by AA-EVP



Transcommunication White Paper with Emphasis on Electronic Voice Phenomena (EVP)


The *Transcommunication White Paper* is intended to document what is currently known by the ATransC directors about transcommunication. It includes background information about theory, concepts and techniques that are important for the understanding of phenomena related to EVP-ITC, psychic and mediumistic phenomena.

Please note that there is a version of this paper, including a free downloadable PDF, at atransc.org.

I refer people to the *Transcommunication White Paper* five or six times a week. When I do so, I always wish I had the opportunity to explain the importance of personal development.

The three most important points I would make about personal development are concerned with how we think, the effect of how we think on what we experience and how to apply that knowledge toward becoming more self-aware. See [the web page](http://ethericstudies.org) on ethericstudies.org.

This little book includes all of that. [The book is exclusively available on Amazon](https://www.amazon.com/dp/B08XJZKZKZ)




Good to Know About the Paranormal

Many of you know that I have spent a lot of time answering questions about things paranormal on [Quora.com](https://www.quora.com). The first was the 2017 question: “*How accurate is EVP recordings?*”

I have been answering the questions because most of the other answers are simply wrong, anti-paranormal or misleading. Our community is still developing a culture that supports free discovery and meaningful sharing of ideas. It has been my vision that my answers might somehow aid in developing that culture.

As it turns out, I have answered quite a lot of Quora.com questions. I have compiled 240 of my answers into this book. See [the web page](#) on ethericstudies.org. The book is exclusively available on [Amazon](#)



Your Immortal Self, exploring the mindful way


More time became available for me to write after we changed the ATransC away from a member-supported organization. I am a theoretician by nature and speaking as a mystic, I see a world of patterns in the play of concepts, rather than as a “nuts and bolts” world.

It has been natural for me to see ITC as a pattern of interacting concepts. Again, as a mystic, it is as if the pattern is a self-organizing model in my mind's eye that shows me how one phenomenon relates/compares to another.

In my mind, the most important aspect of these phenomena is the way we are part of the dance ... not as humans, but as immortal personalities. It has been through ITC, especially EVP, that I have come to see our actual nature as a conduit for the formation of the speech and images of ITC in our physical devices.

Your Immortal Self represents an effort to explain our relationship with these phenomena, the nature of our actual self and how we might learn to be better ITC practitioners by being more successful seekers. The book begins with a comprehensive effort to define the Survival Hypothesis and establish verifiable proof.

For a small fee, the PDF version of this book is available on the [Lulu website](#). I like PDF for this book because it has so many internal links. It is easier to study using a PDF file. See [the web page](#) on [ethericstudies.org](#). [On Amazon](#)



Exploring the Mindful Way

I have been told that *Your Immortal Self* is a difficult read. While I understand some of the concepts can be obscure, I wrote this in *Your Immortal Self*:

Not trying to understand this material because it is too complicated is unacceptable. There is an old Zen Buddhist saying: "Before enlightenment chop wood – carry water, after enlightenment chop wood – carry water." One must do the work to understand. One must do the work to continue learning. Study the material and do

not expect to understand all of it with one reading. Contemplate your worldview. Ask questions. Argue!

I write today to find ways to illustrate the principles described in *Your Immortal Self*, as they apply to particular situations. In doing so, I hoped to make the principles more approachable and help pave the way to spiritual maturity for my readers. *Exploring the Mindful Way* is a compilation of 21 such essays. See [the web page](http://ethericstudies.org) on ethericstudies.org.

[On Amazon](#)



There is No Death and There are No Dead

One of our first tasks when we assumed leadership of the American Association of Electronic Voice Phenomena (AA-EVP) was to write a book we could direct people to for guidance about ITC. At that time, there was not much available, and we wanted to make sure our members were given reasonably useful, supportable information. We wrote *There is No Death and There are No Dead* and published it under the AA-EVP Publishing imprint.

The book has received considerable praise as an introductory book. 100% of the proceeds have gone to support operations, outreach and research conducted by the Association.


[On Amazon](#)



I'm Still Here

AA-EVP member Martha Copeland wrote *I'm Still Here*. Martha was one of the founding members of the Big Circle. The book provides an important study of the way Martha coped with the untimely loss of her daughter, Cathy. Beyond the grief, *I'm Still Here* includes hints about how Cathy might have responded to death, the ways she did find to communicate after transition and how other members of the Big Circle helped Martha.

It is Martha's EVP of Cathy scolding her still physical dog Doja that gives us important proof that we survive physical death. [Listen to hear "Doja no."](#) (Book 4) [On Amazon](#)




Sarah Estep's Roads to Eternity

"To read Sarah Wilson Estep's *Roads to Eternity* is to travel a remarkable journey into the unseen world. At every adventurous step, at every exciting new discovery; the readers are assured that they are guided by a knowledgeable and experienced paranormal researcher, a pioneer in the field of Electronic Voice Phenomena (EVP). Sarah Wilson Estep's vast files

of 25,000 recorded voices of the ‘Invisibles’—whether they represent themselves as spirits of the deceased, extraterrestrial entities, or multi-dimensional beings—will provide thrilling inspiration for the seeker and startling revelation for the skeptic.” Brad Steiger, author of *Things that Go Bump in the Night*

[Here is the free PDF download](#)



Sarah Estep's Voices of Eternity

“EVP, or Electronic Voice Phenomena has been around for as long as recording equipment has existed, but Sara Wilson Estep, a teacher from Maryland, was one of the most prolific recorders and researchers ever. Picking up spirit voices on tape was something that occasionally occurred, but Estep made a daily study and habit of recording so that the sheer volume of voices is extraordinary. She collected literally thousands of voices, and in this book, she shares the messages from the tapes. Estep also chronicles the different innovations that she made during her years of perfecting her technique. While perhaps this isn't a literary masterpiece, it is an extremely important document in the world of scientific research on life after death. Here is the [free PDF download](#) (Provisions will be made for future availability)

End